

Cornerstone Charter Academy-CFA

2019 ▾

School Website: 

(<http://http://www.cornerstone.teamcfa.org>)

Grade Span: KG-12 **Charter:** Yes

7800 Airport Center Drive, Greensboro, NC
27409

Compare to Other Schools 

 The data for **Guilford County Schools** has been added to the comparison charts below because

Cornerstone Charter Academy-CFA is located in that county.

2018-19 Overall Performance

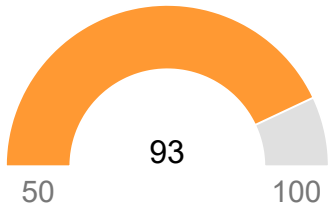
[View Performance by School or District](#)

[View Performance by Subgroup](#)

B 2018-19
GRADE

81

PERFORMANCE GRADE SCORE




Academic Growth

★ Growth Exceeded

Growth Range	Growth Status
85.0-100.0	Exceeded
70.0-84.9	Met
50.0-69.9	Not Met

Performance Grade Score History.



Academic Growth History.



B

2018-19
EOG MATH GRADE

80

EOG MATH GRADE
SCORE

★ Growth Exceeded SCORE

B

2018-19
EOG READING
GRADE

79

EOG READING GRADE

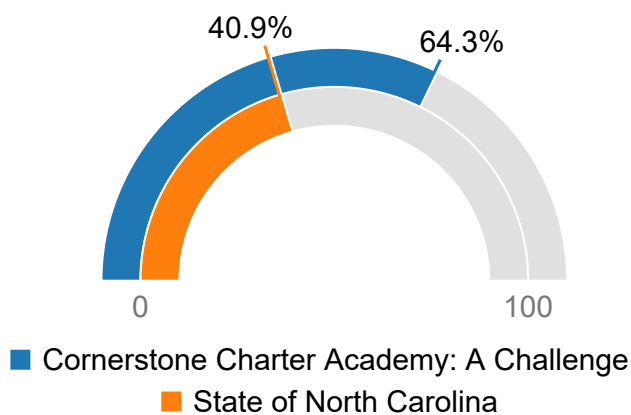
✓ Growth Met

Note - To protect student privacy, some data values for small groups will be suppressed as “> 95%” or “< 5%” in the charts or tables below. For counts less than 10, no data will be displayed.

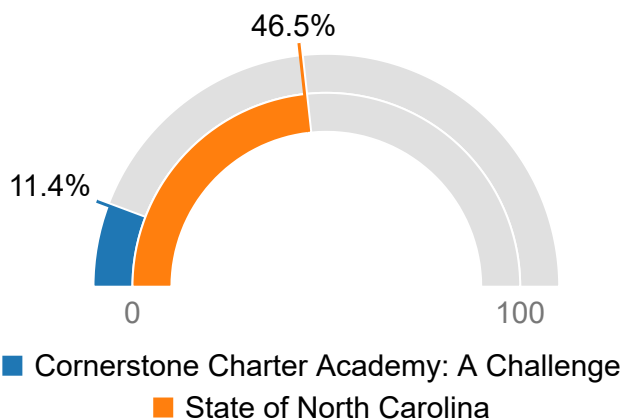
2018-19 Student Characteristics & Participation

This section describes some key measures about the students at this school.

Incoming Student Readiness **i**



Percentage Economically Disadvantaged



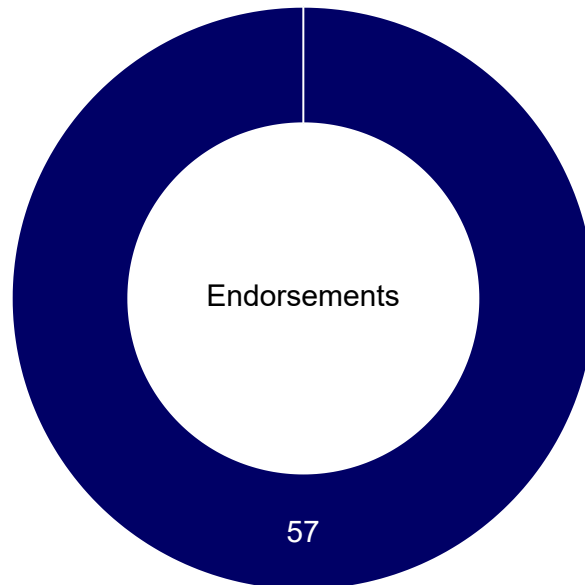
2018-19 Career and College Ready

This section describes data around College and Career Ready in Cornerstone Charter Academy-CFA. For more information about College and Career Ready please see: <http://www.ncpublicschools.org/cte/> (<http://www.ncpublicschools.org/cte/>).

Career Ready

College Ready

High School Diploma Endorsements

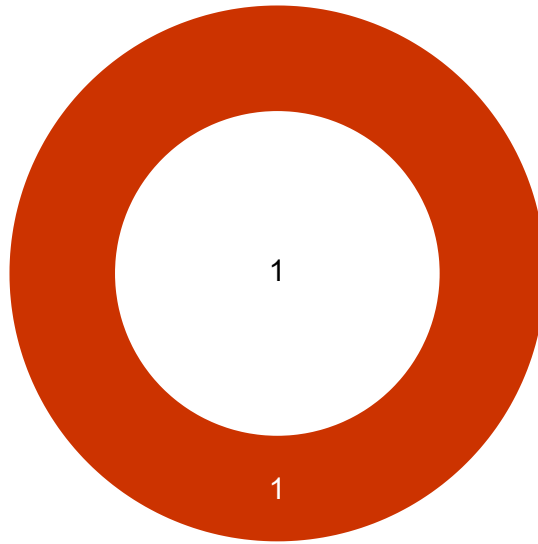


 Career and College/UNC  Career Only  College/UNC 

[Chart](#) [Table](#)

Career Pathway Concentrations Completed

Cornerstone Charter Academy-CFA



■ Information Technology

Chart Table

Participation in Career and Technical Education ⓘ

Number
Participating

Percent
Participating

4

1%

2018-19 Student Performance

Student Performance
by School/District

Student Performance
by Subgroup

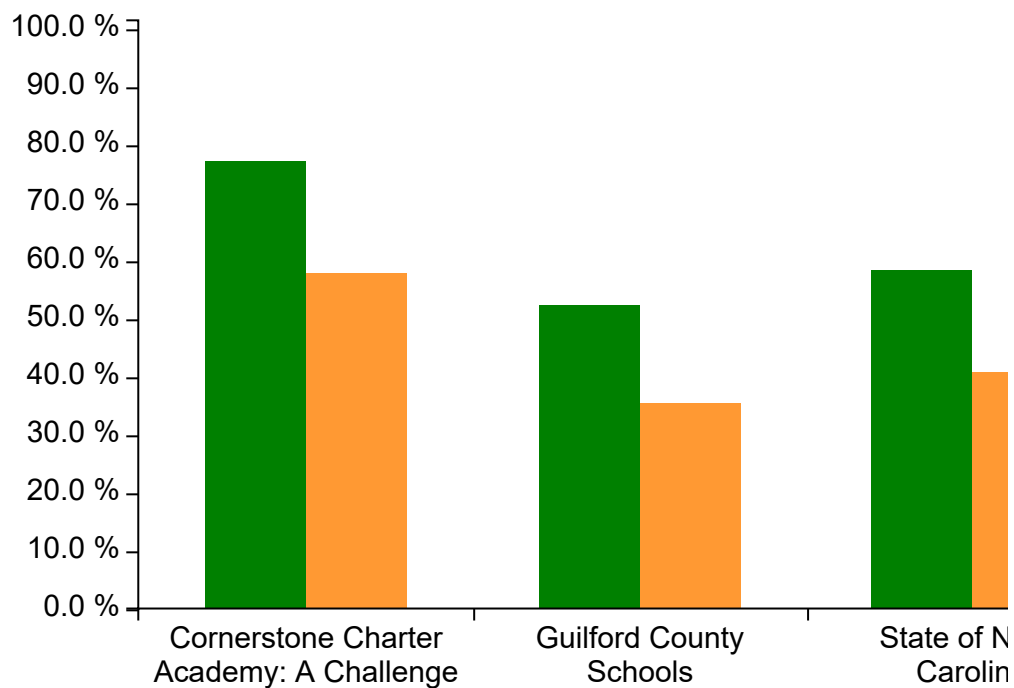
This section describes student performance in various test subject areas. Student test performance is reported

test subject areas. Student test performance is reported as one of five achievement levels **i**. Levels 1 and 2 are below grade level. Level 3 is grade level proficient. Levels 4 and 5 indicate students are on track for career and college readiness. For math, student test performance is reported as one of four achievement levels. Not Proficient is below grade level. Level 3 is grade level proficient, Levels 4 and 5 indicate students are on track for career and college readiness.

Proficiency in Subject Areas

Math Performance **i**

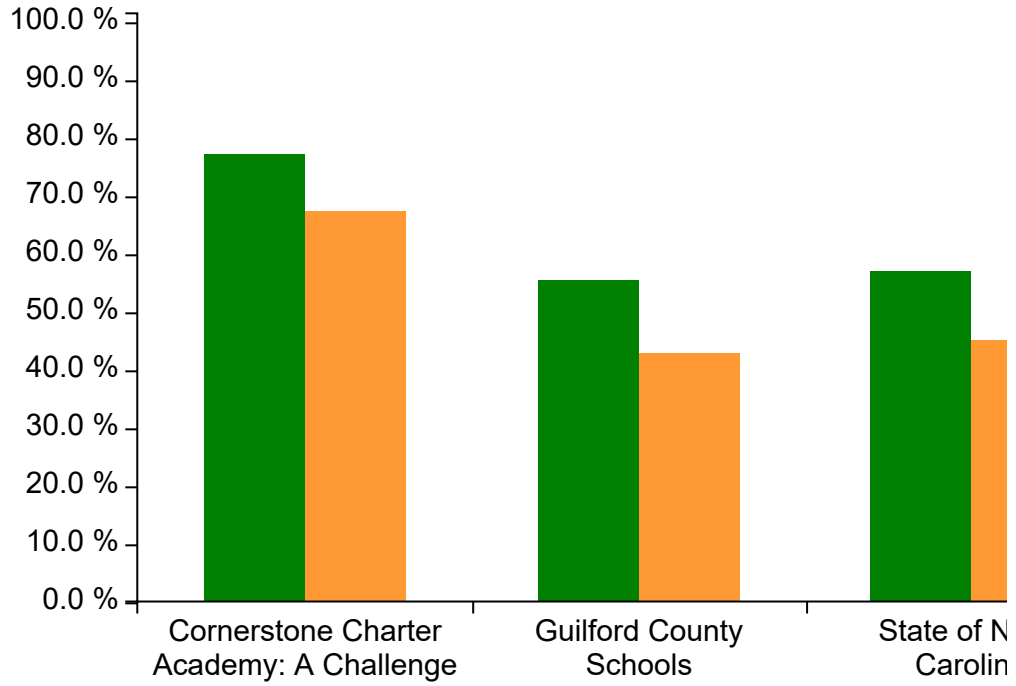
Summary Chart Table



■ Grade Level Proficient (Levels 3-5) ■ Career and College Ready (Level 4-5)

English Language Arts/ Reading Performance **i**

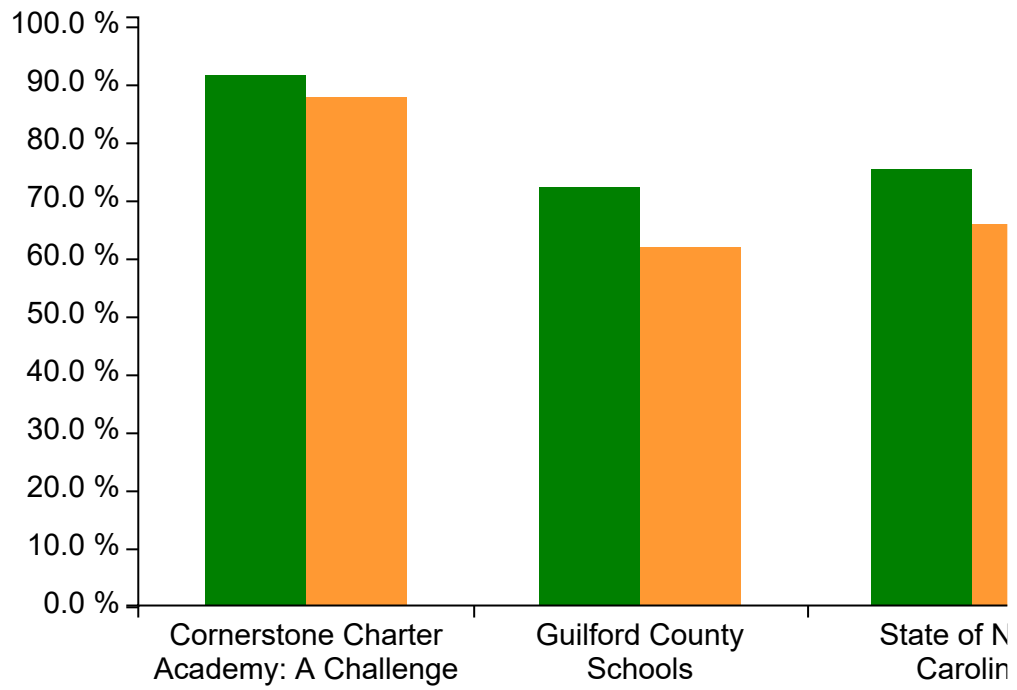
Summary Chart Table



■ Grade Level Proficient (Levels 3-5) ■ Career and College Ready (Level)

Science Performance ⓘ

Summary Chart Table

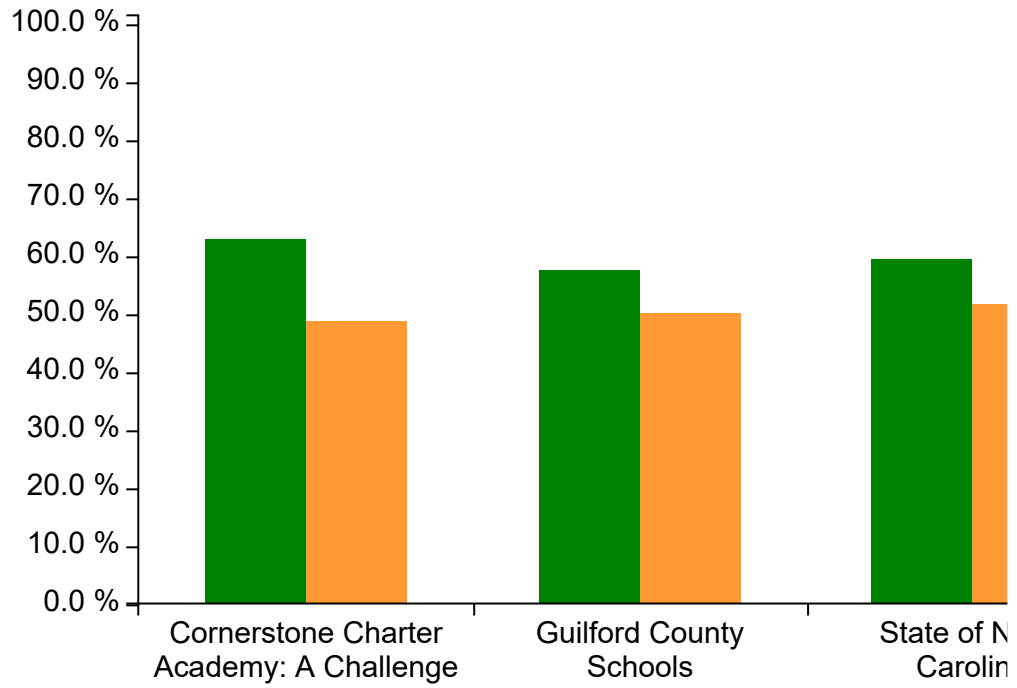


■ Grade Level Proficient (Levels 3-5) ■ Career and College Ready (Level 4)

Biology Performance ⓘ

Summary Chart

Table

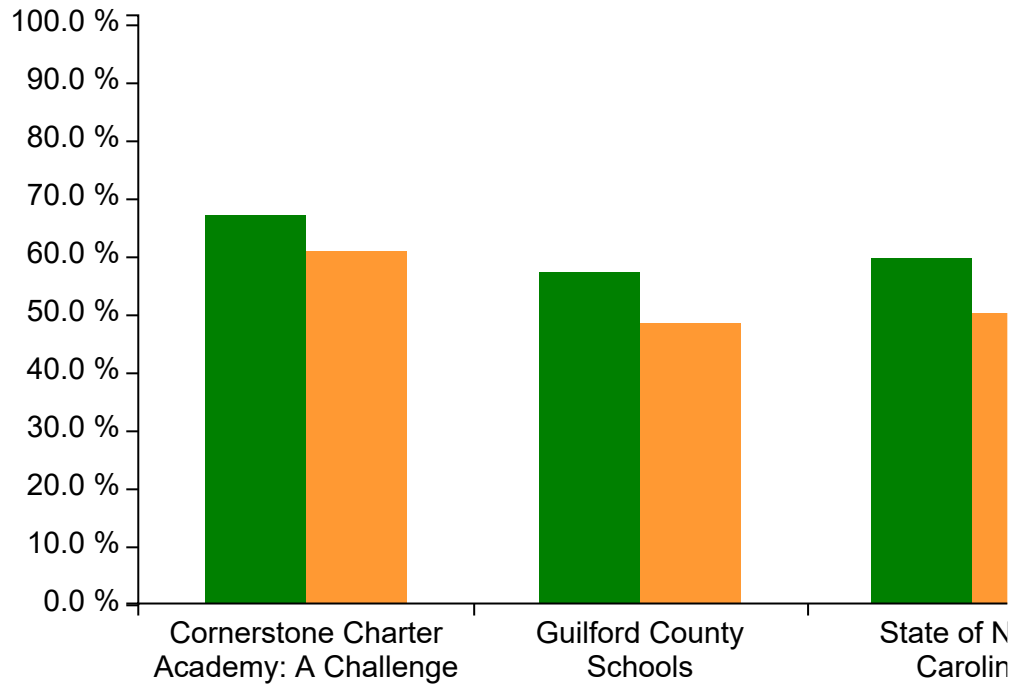


■ Grade Level Proficient (Levels 3-5)
 ■ Career and College Ready (Level 4)

English II Performance ⓘ

Summary Chart

Table

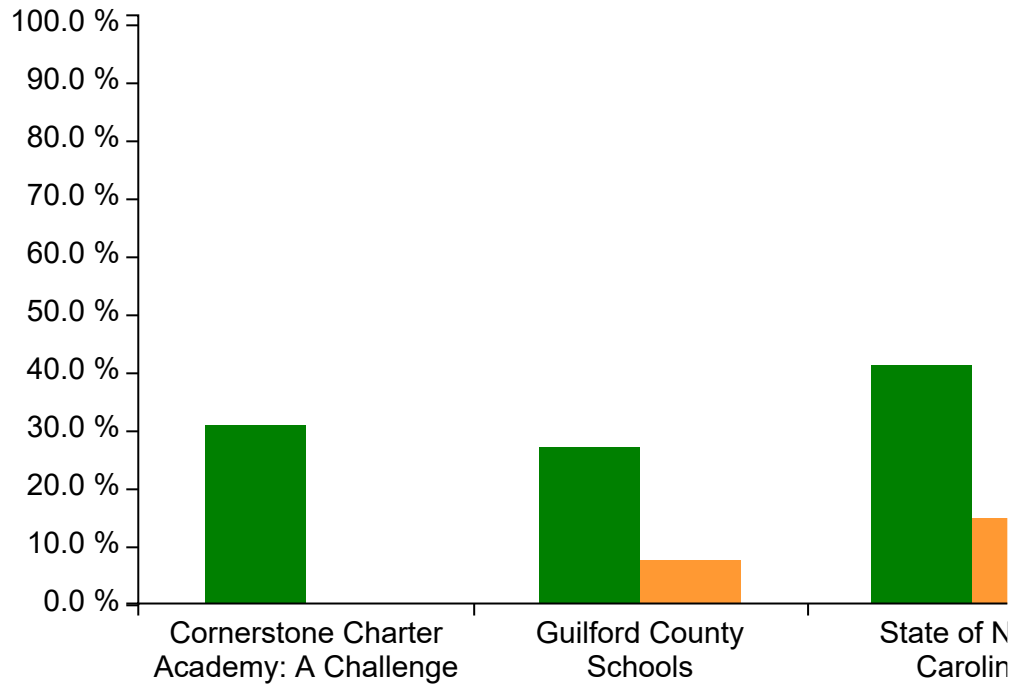


■ Grade Level Proficient (Levels 3-5) ■ Career and College Ready (Level 4)

NC Math 1 Performance ⓘ

Summary Chart

Table

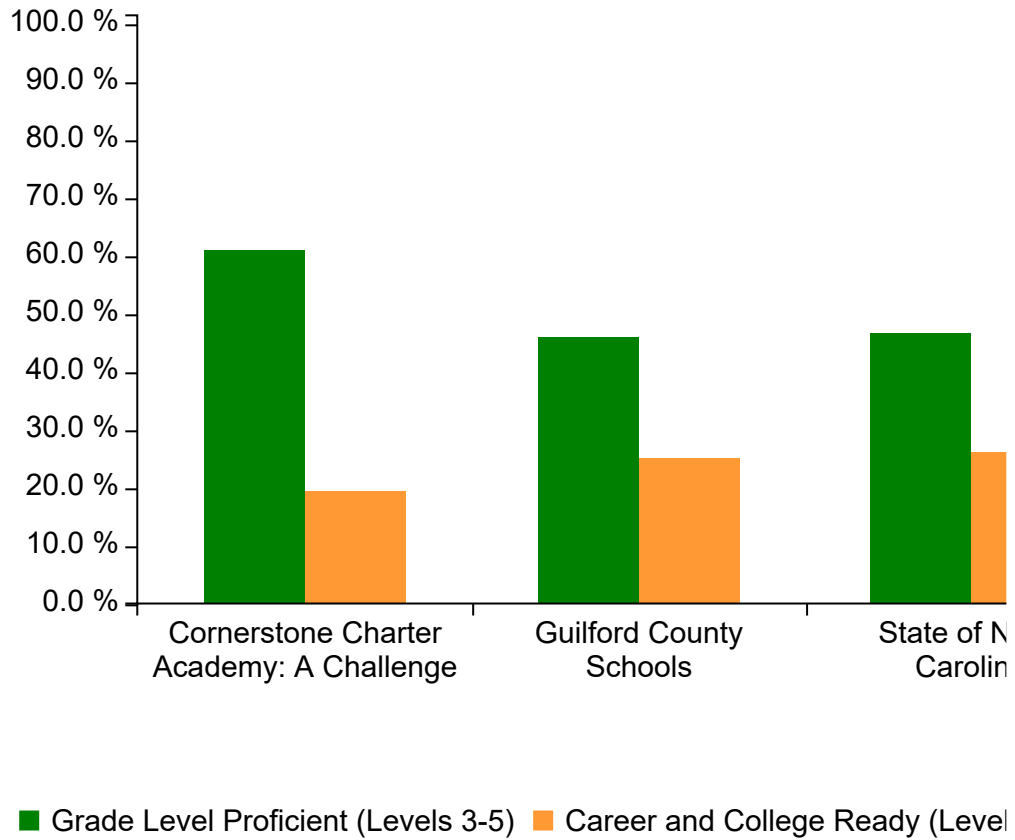


■ Grade Level Proficient (Levels 3-5) ■ Career and College Ready (Level 4)

NC Math 3 Performance ⓘ

Summary Chart

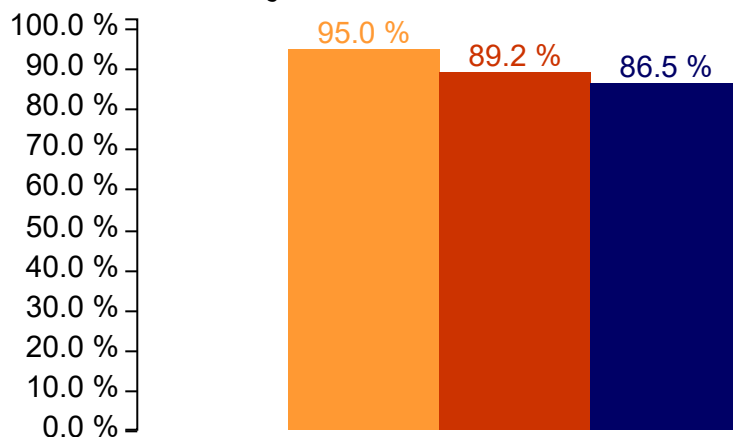
Table



Other Measures

4 Year Graduation Rate ⓘ

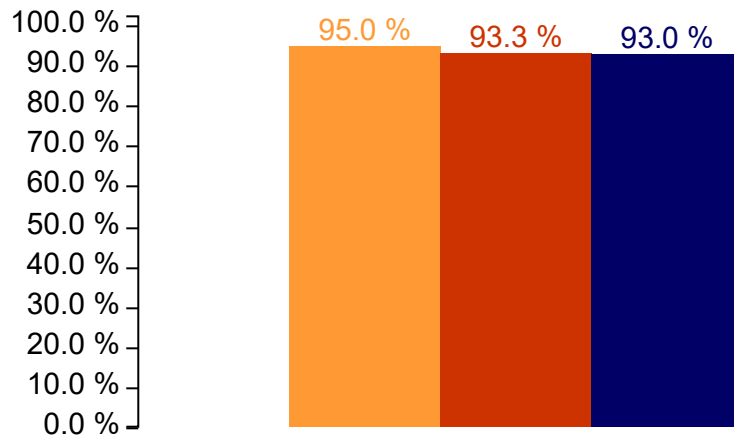
Percent graduating within four years at Cornerstone Charter Academy-CFA



- Cornerstone Charter Academy: A Challenge
- Guilford County Schools
- State of North Carolina

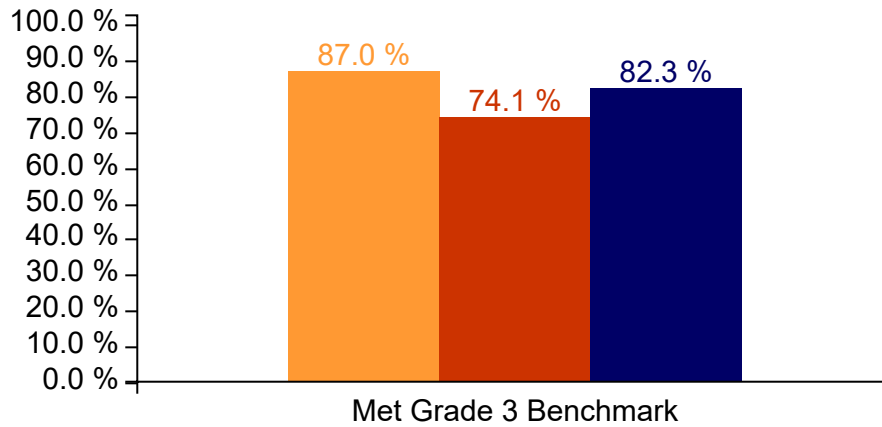
Passing Math 3 ⓘ

Percent Passing at Cornerstone Charter Academy-CFA



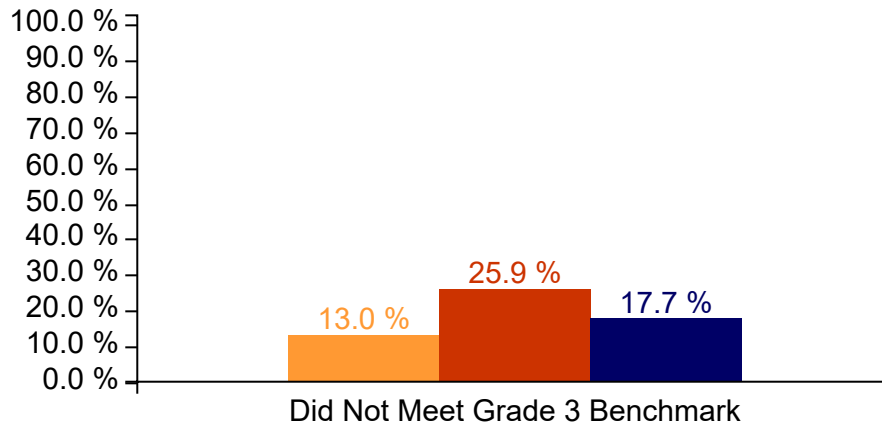
- Cornerstone Charter Academy: A Challenge
- Guilford County Schools
- State of North Carolina

Read to Achieve - Met Grade 3 Benchmark ⓘ



■ Cornerstone Charter Academy: A Challenge
 ■ Guilford County Schools
 ■ State of North Carolina

Read to Achieve - Did Not Meet Grade 3 Benchmark ⓘ



■ Cornerstone Charter Academy: A Challenge
 ■ Guilford County Schools
 ■ State of North Carolina

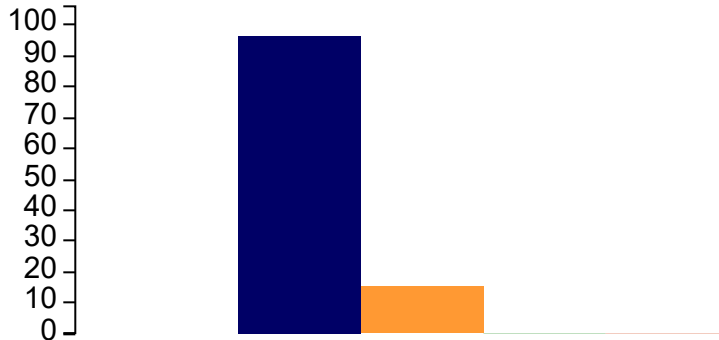


Student Enrollment in Advanced

Courses **i**

The following charts show the breakdown of number of students enrolled in advanced courses.

Cornerstone Charter Academy-CFA



- Advanced Placement (AP)
- Career & College Promise (CCP)
- Cambridge International Examinations (CIE)
- International Baccalaureate (IB)

Chart Table

Guilford County Schools



- Advanced Placement (AP)
- Career & College Promise (CCP)
- Cambridge International Examinations (CIE)
- International Baccalaureate (IB)

Chart Table

State of North Carolina

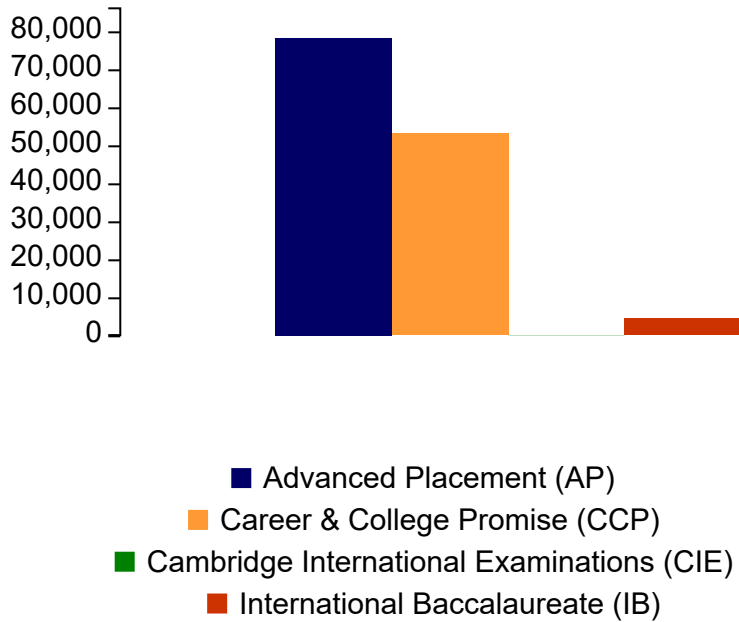
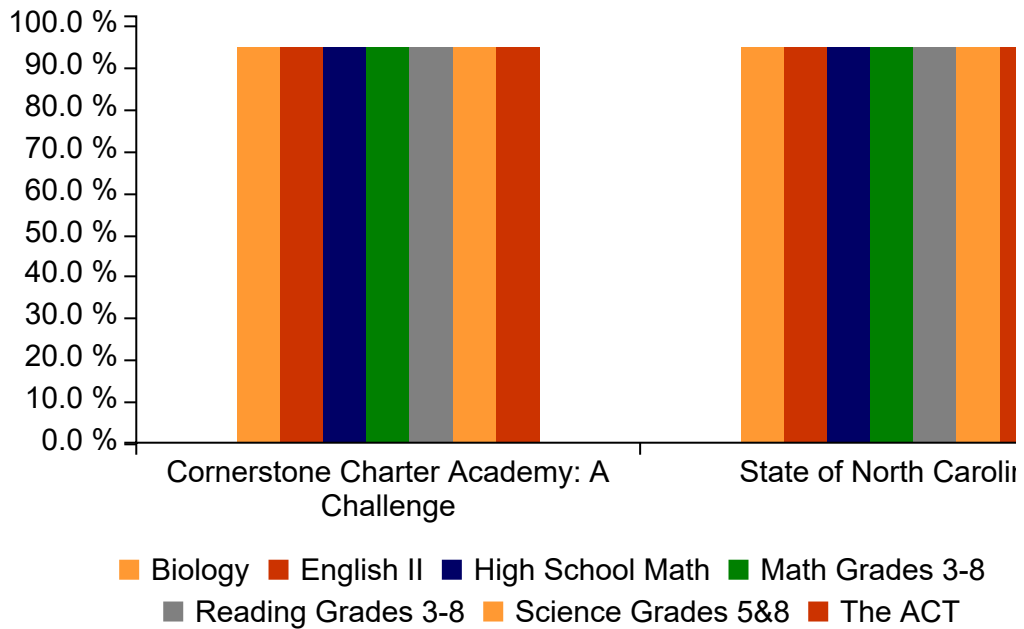



Chart Table

Test Participation

Percentage of students participating in state mandated standardized testing.



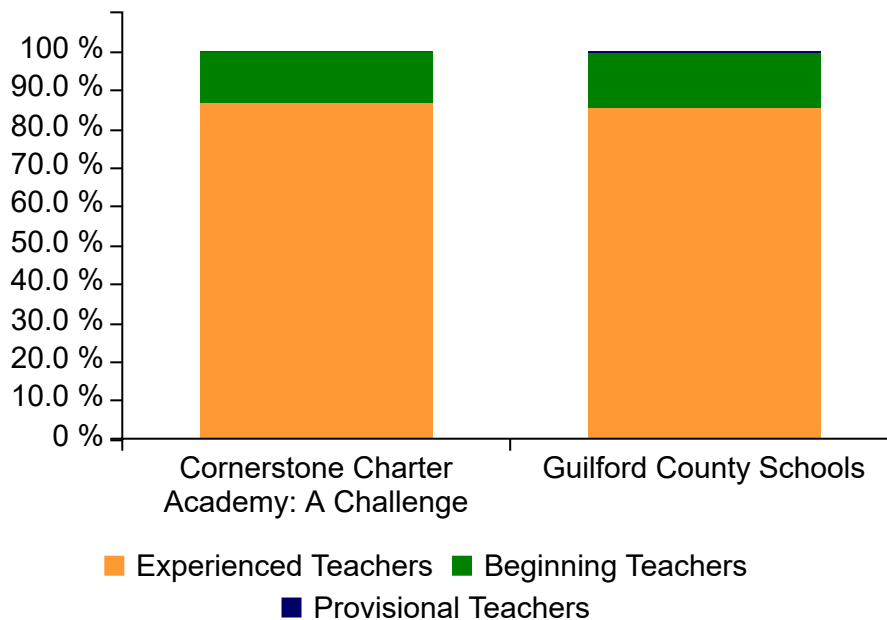
Students with Disabilities Alternate Test Participation

The percent of tested students is expected to be below 1% at the state level. Most schools have so few students that this information may be masked to protect student privacy. 

2018-19 Teachers and Qualifications

This section provides information on teachers and their qualifications.

Teacher Qualifications



2018-19 School Environment

View Environment by School/District	View Environment by Subgroup
---	--

This section provides information on the school environment and facilities

Total Students

1,202

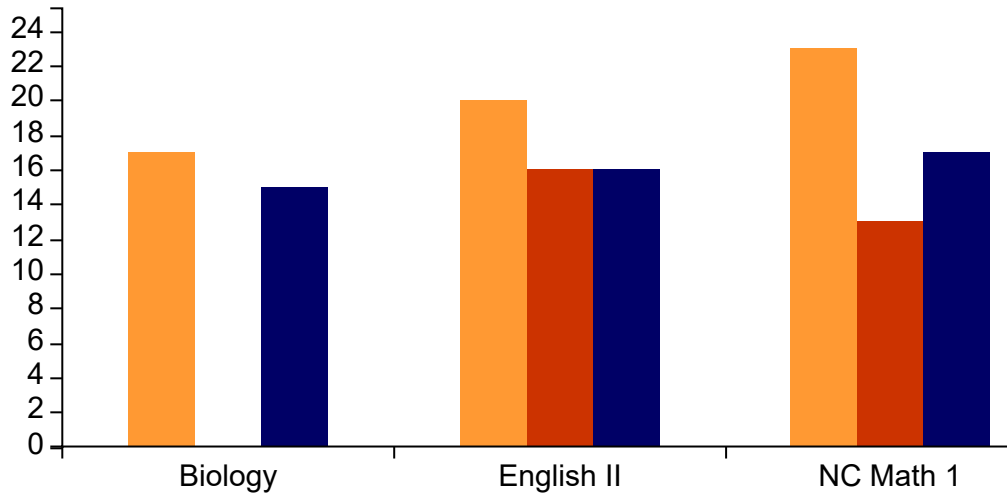
Student Enrollment






- Cornerstone Charter Academy-CFA
- Guilford County Schools
- State of North Carolina

Average Class Size ⓘ



- Cornerstone Charter Academy-CFA
- Guilford County Schools
- S

Suspension and Expulsion Rates (per 1000 students) ⓘ



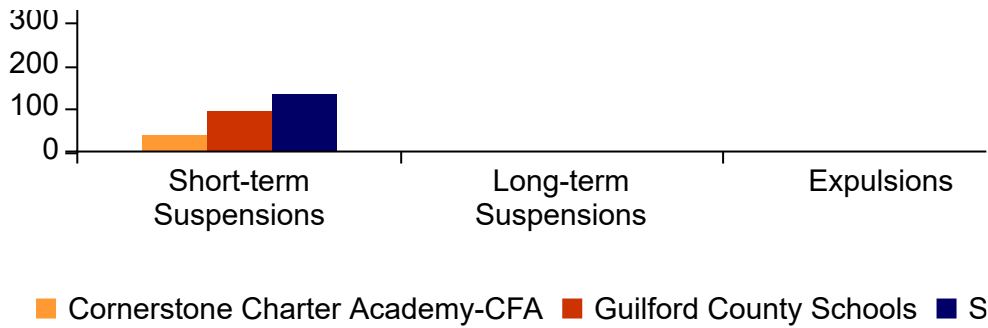
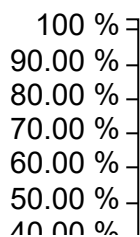


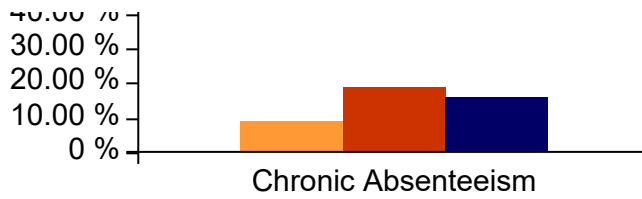
Chart Table

Rates of Criminal Acts, Bullying, Law Enforcement Referrals, and Arrests (per 1000 Students)

Agency	Criminal Acts	Bullying and Harassment	Referral to Law Enforcement	Arrests
Cornerstone Charter Academy-CFA	5.02	1.67	0.00	
Guilford County Schools	8.42	5.56	4.56	
State of North Carolina	6.29	11.28	2.48	

Chronic Absenteeism

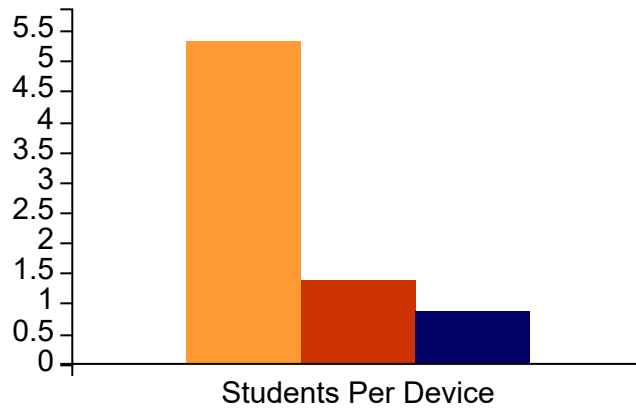




- Cornerstone Charter Academy-CFA
- Guilford County Schools
- State of North Carolina

Chart Table

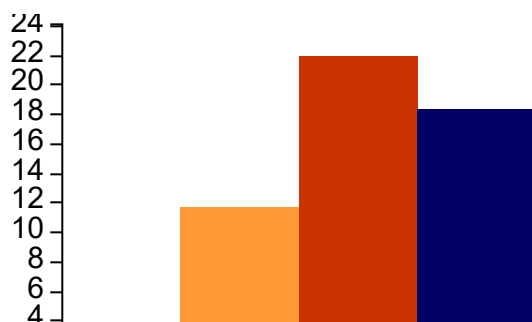
Students Per Device ⓘ

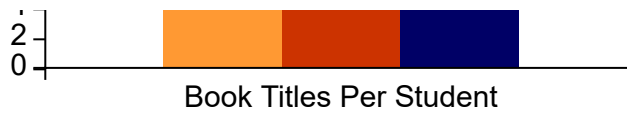


- Cornerstone Charter Academy-CFA
- Guilford County Schools
- State of North Carolina

Chart Table

Book Titles Per Student ⓘ

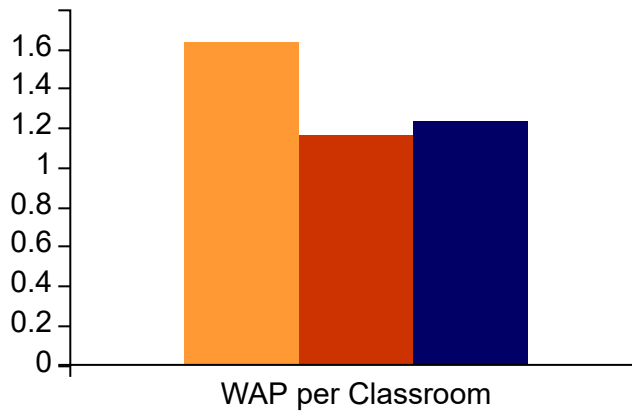




- Cornerstone Charter Academy-CFA
- Guilford County Schools
- State of North Carolina

[Chart](#) [Table](#)

Wireless Access Points per Classroom i



- Cornerstone Charter Academy-CFA
- Guilford County Schools
- State of North Carolina

[Chart](#) [Table](#)

Devices Issued To Students i

Cornerstone Charter Academy-CFA provides a school owned device for each student in each of the following grades.

7th 08th 09th



Arts Education

The following arts education programs are offered at Cornerstone Charter Academy-CFA.

Dance	Music	Theatre Arts	Visual Arts
-------	-------	--------------	-------------



Strategic Planning 2018-19

This section provides information on Cornerstone Charter Academy-CFA's strategic planning, goals and progress.

Progress Goals

This school has progress goals for Math Grade 11, Math Grades 3-8, Reading Grade 10, and Reading Grades 3-8 in the following student groups - ALL, Black, Economically Disadvantaged, Students with Disabilities, Two or More Races, and White.

Click the following link 

(http://accrpt.ncpublicschools.org/essa_ltg/ltg.html) to see the progress of student groups at this school (note you will need to select this school again).

