

# Cornerstone Charter Academy: A Challenge

2020 ▾


School Website: 

(<http://www.cornerstone.teamcfa.org>)

**Grade Span:** 0K-12 **Charter:** Yes

7800 Airport Center Drive, Greensboro, NC  
27409

Compare to Other Schools 

 The data for **Guilford County Schools** has been added to the comparison charts below because **Cornerstone Charter Academy: A Challenge** is located in that county.

---

## 2019-20 Overall Performance

View Performance by  
School or District

View Performance by  
Subgroup

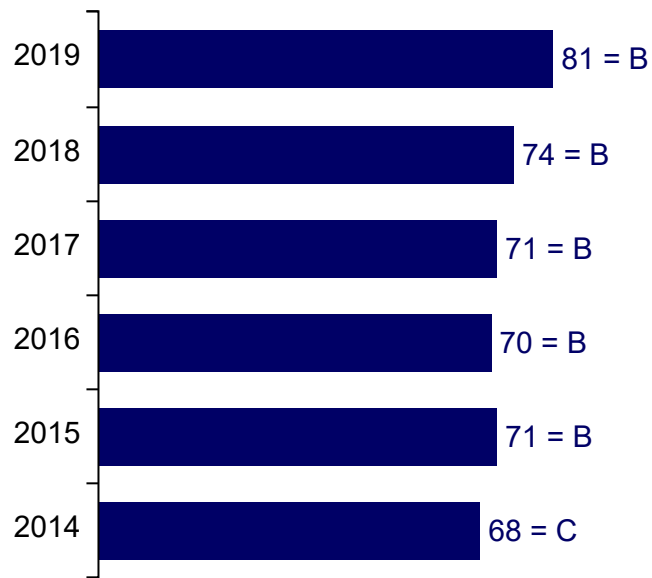
---

**Note on missing data:** On March 23, 2020, the U.S. Department of Education approved North Carolina's request to waive spring statewide assessments, accountability ratings, and certain reporting requirements in the Elementary and Secondary Education Act (ESEA) for the 2019-2020 school year due to widespread school closures related to the novel Coronavirus disease (COVID-19).

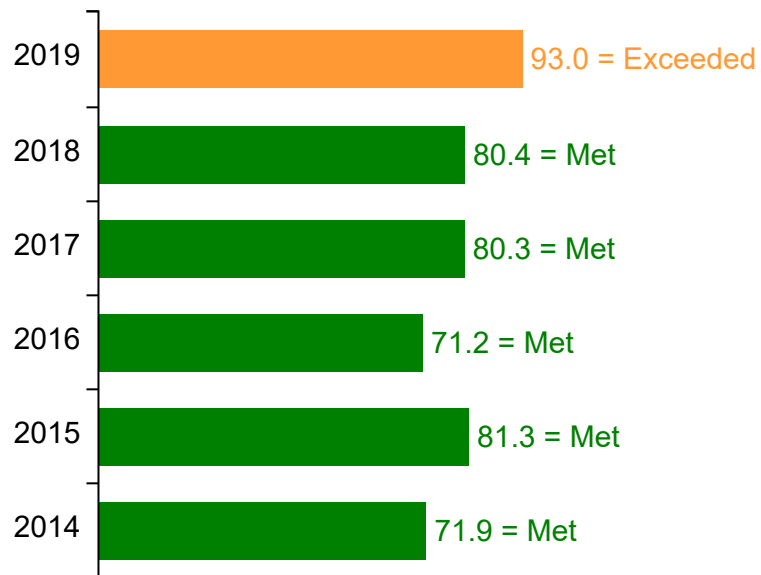
---

---

[Performance Grade Score History](#)



## Academic Growth History

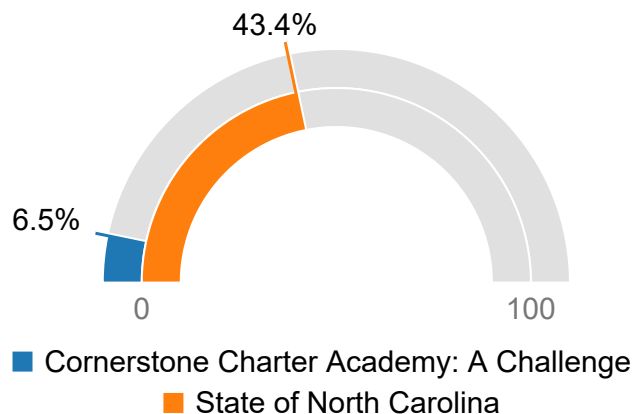


**Note - To protect student privacy, some data values for small groups will be suppressed as “> 95%” or “< 5%” in the charts or tables below. For counts less than 10, no data will be displayed.**

## 2019-20 Student Characteristics & Participation

This section describes some key measures about the students at this school.

### Percentage Economically Disadvantaged



## 2019-20 Career and College Ready

This section describes data around College and Career Ready in Cornerstone Charter Academy: A Challenge. For more information about College and Career Ready please see: <http://www.ncpublicschools.org/cte/> (<http://www.ncpublicschools.org/cte/>).

## Participation in Career and Technical Education

Number  
Participating

Percent  
Participating


4

0%

## 2019-20 Student Performance

Student Performance  
by School/District

Student Performance  
by Subgroup

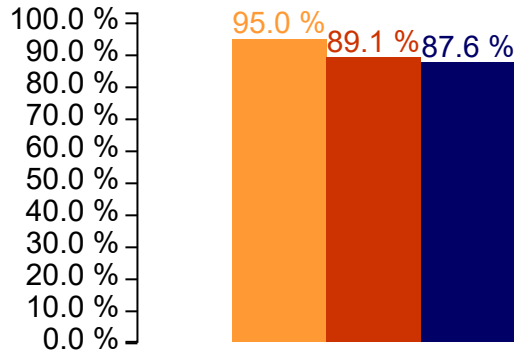
This section describes student performance in various test subject areas. Student test performance is reported as one of five achievement levels . Levels 1 and 2 are below grade level. Level 3 is grade level proficient. Levels 4 and 5 indicate students are on track for career and college readiness. For math, student test performance is reported as one of four achievement levels. Not Proficient is below grade level. Level 3 is grade level proficient, Levels 4 and 5 indicate students are on track for career and college readiness.

## Proficiency in Subject Areas

# Other Measures

## 4 Year Graduation Rate ⓘ

Percent graduating within four years at Cornerstone Charter Academy: A Challenge



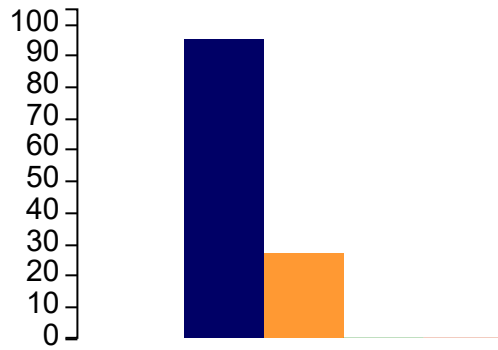
- Cornerstone Charter Academy: A Challenge
- Guilford County Schools
- State of North Carolina



## Student Enrollment in Advanced Courses ⓘ

The following charts show the breakdown of number of students enrolled in advanced courses.

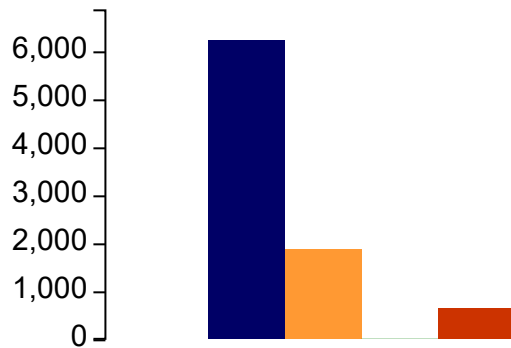
### Cornerstone Charter Academy: A Challenge



- Advanced Placement (AP)
- Career & College Promise (CCP)
- Cambridge International Examinations (CIE)
- International Baccalaureate (IB)

Chart Table

## Guilford County Schools



- Advanced Placement (AP)
- Career & College Promise (CCP)
- Cambridge International Examinations (CIE)
- International Baccalaureate (IB)

Chart Table

## State of North Carolina

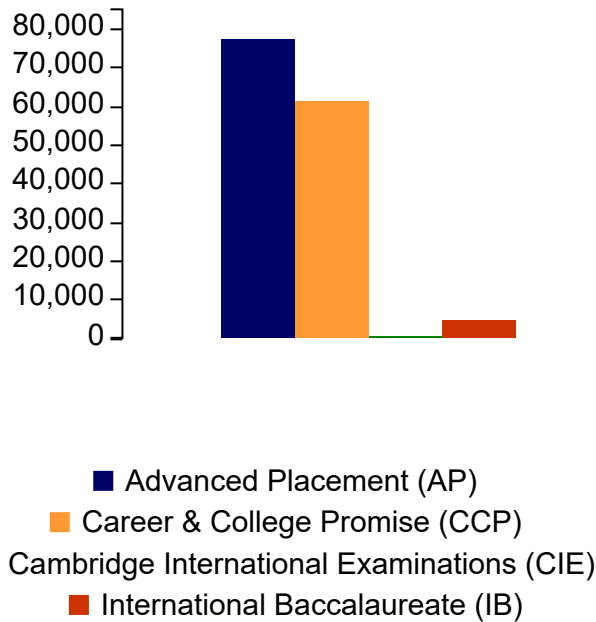


Chart Table

## Students with Disabilities Alternate Test Participation

The percent of tested students is expected to be below 1% at the state level. Most schools have so few students that this information may be masked to protect student privacy. **i**

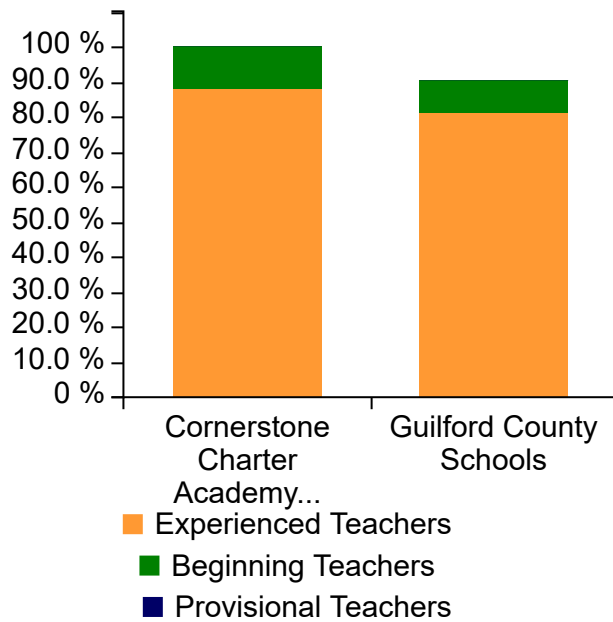
## 2019-20 Teachers and Qualifications

This section provides information on teachers and their qualifications.

Summary Chart Table

### Teacher Qualifications





## 2019-20 School Environment

[View Environment  
by School/District](#)


[View Environment  
by Subgroup](#)

This section provides information on the school environment and facilities

### Total Students

1,232

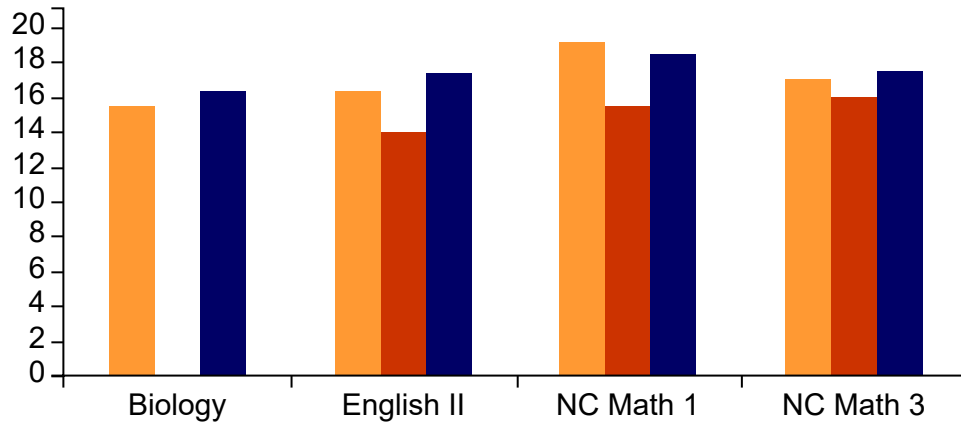
Student Enrollment **i**



Cornerstone Charter Academy: A Challenge

- Guilford County Schools
- State of North Carolina

Average Class Size ⓘ



- Cornerstone Charter Academy: A Challenge
- Guilford County Schools
- State of North Carolina

Suspension and Expulsion Rates (per 1000 students) ⓘ

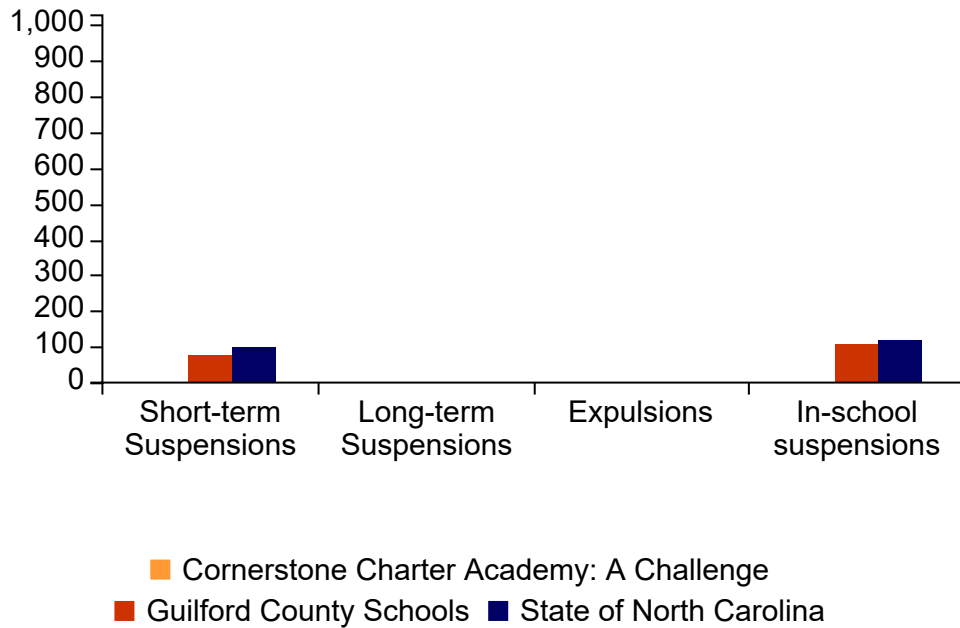
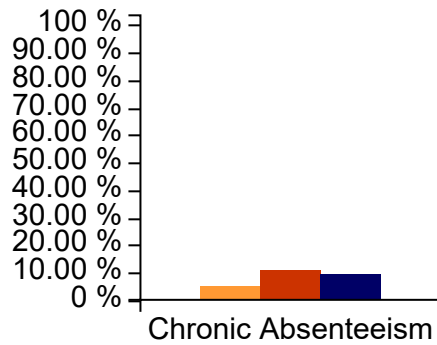


Chart Table



Rates of Criminal Acts, Bullying, Law Enforcement Referrals, and Arrests (per 1000 Students) ⓘ

Agency	Criminal Acts	Bullying and Harassment	Referral to Law Enforcement	Arrests
Cornerstone Charter Academy: A Challenge	0.00	0.00	0.00	
Guilford County Schools	5.99	8.05	1.93	
State of North Carolina	4.69	8.58	1.91	

## Chronic Absenteeism

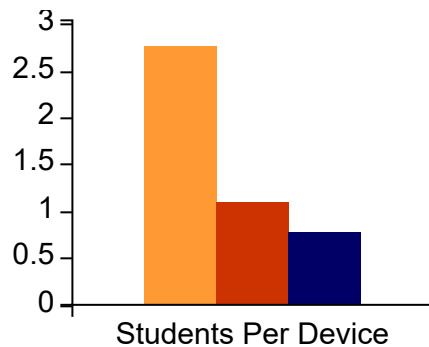


erstone Charter Academy: A Chall



-  Guilford County Schools
-  State of North Carolina

[Chart](#) [Table](#)

## Students Per Device

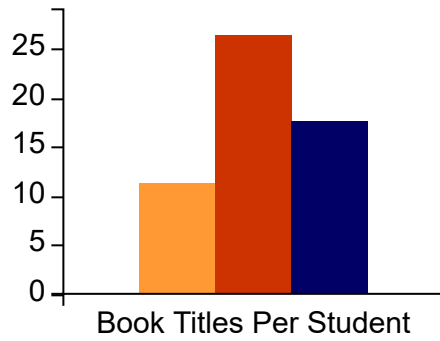


erstone Charter Academy: A Chall

-  Guilford County Schools
-  State of North Carolina

[Chart](#) [Table](#)

## Book Titles Per Student

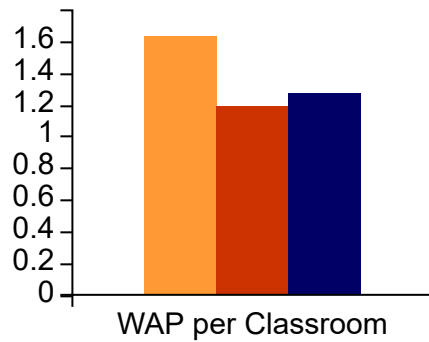


Cornerstone Charter Academy: A Challenge

- Guilford County Schools
- State of North Carolina

Chart Table

## Wireless Access Points per Classroom ⓘ



Cornerstone Charter Academy: A Challenge

- Guilford County Schools
- State of North Carolina

Chart Table

## Devices Issued To Students ⓘ

Cornerstone Charter Academy: A Challenge provides a school owned device for each student in each of the following grades.

7th 8th 9th

---



## Arts Education

The following arts education programs are offered at Cornerstone Charter Academy: A Challenge.

Dance	Music	Theatre Arts	Visual Arts
-------	-------	-----------------	----------------

---

