

# Cornerstone Charter Academy: A Challenge F

2021 ▾


School Website: 

(<http://www.cornerstone.teamcfa.org>)

**Grade Span:** 0K-12 **Charter:** Yes

7800 Airport Center Drive, Greensboro, NC  
27409

Compare to Other Schools 

 The data for **Guilford County Schools** has been added to the comparison charts below because **Cornerstone Charter Academy: A Challenge F** is located in that county.

---

## 2020-21 Overall Performance

[View Performance by School or District](#)

[View Performance by Subgroup](#)

---

**Note on missing data:** For the 2020-21 school year, the U.S. Department of Education and the North Carolina General Assembly (Session Law 2021-130) waived requirements for reporting the school-level accountability model and School Performance Grades; including achievement and growth. A condition of the federal waiver requires continued support for schools previously designated as Comprehensive Support and Improvement (CSI) and Targeted Support and Improvement (TSI). Likewise, Session Law 2021-130 requires continued support for schools and districts identified as low performing based on data from 2018-19 school year.

Additionally, as a condition of the federal waiver test performance must be reported in the school report card, along with the cohort graduation rate, and the percent of English learners exiting such status. All of which are included in the 2020-21 School Report Card.

When possible, any stakes associated with the test results should be minimized.

Schools and the state were not held to the 95 percent participation rule as required by the Every Student Succeeds Act (ESSA), but as a condition of the federal waiver, states were to report participation disaggregated by student subgroups. The disaggregated participation data were reported (1) for eligible students who took the tests and (2) for eligible students who did not take the tests. Please see the 2020-21 Participation Requirements report at Accountability Data Sets and Reports | NC DPI (<https://www.dpi.nc.gov/districts-schools/testing-and-school-accountability/school-accountability-and-reporting/accountability-data-sets-and-reports#2020%E2%80%9321-reports-new!>) for more information.


---

---

## Performance Grade Score History



## Academic Growth History



---

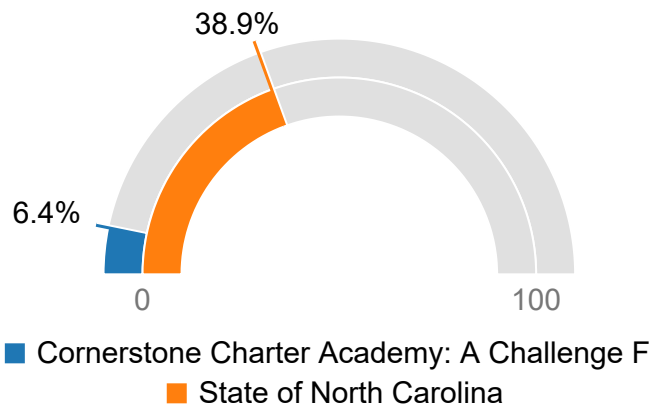
**🔗 Note - To protect student privacy, some data values for small groups will be suppressed as “> 95%” or “< 5%” in the charts or tables below. For counts less than 10, no data will be displayed.**

---

## 2020-21 Student Characteristics & Participation

This section describes some key measures about the students at this school.

### Percentage Economically Disadvantaged



## 2020-21 Career and College Ready


This section describes data around College and Career Ready in Cornerstone Charter Academy: A Challenge F. For more information about College and Career Ready

please see: <http://www.ncpublicschools.org/cte/>  
(<http://www.ncpublicschools.org/cte/>).

Career Ready

College Ready

## High School Diploma Endorsements




 Career and College/UNC 

Chart Table

## 2020-21 Student Performance

Student Performance  
by School/District

Student Performance  
by Subgroup

This section describes student performance in various test subject areas. Student test performance is reported as one of four achievement levels.  Not Proficient is below grade level. Level 2 is grade level proficient. Levels

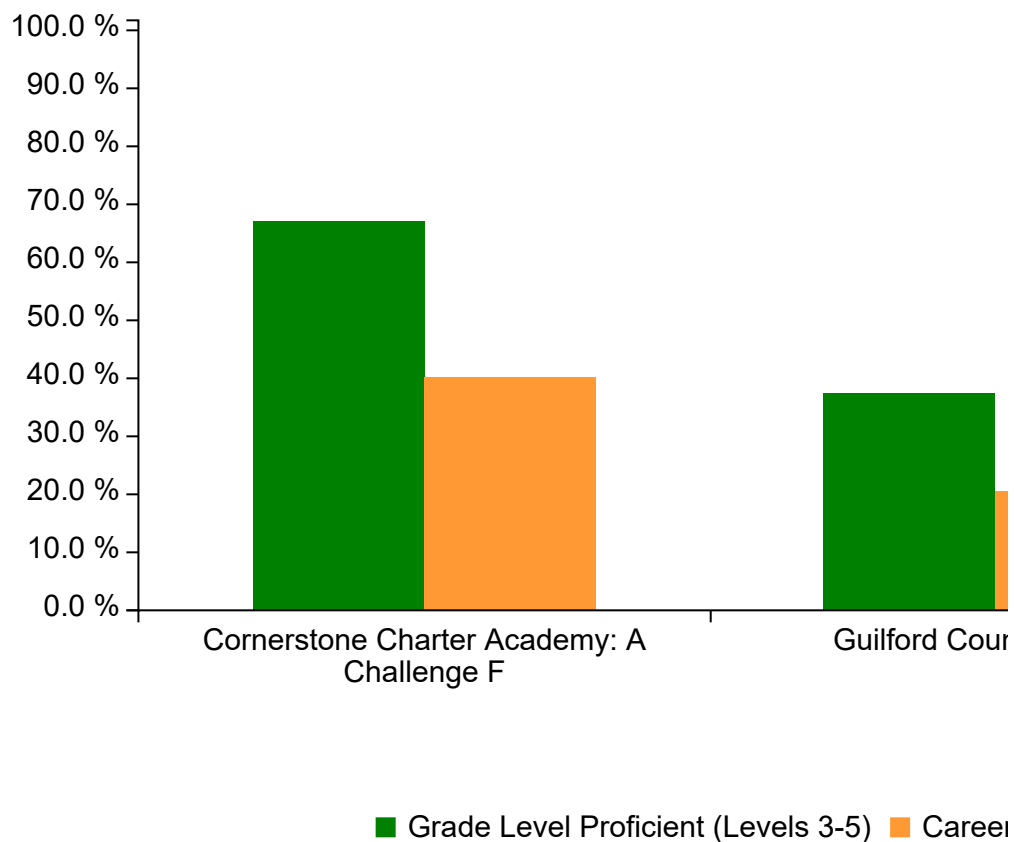
below grade level. Level 3 is grade level proficient. Levels 4 and 5 indicate students are on track for career-and-college readiness. For grade 3 reading, the prior five achievement levels were used in 2020-21 so that there was no impact on the fulfillment of the Read to Achieve

program. Levels 1 and 2 are below grade level, Level 3 is grade level proficient. Levels 4 and 5 indicate students are on track for career-and-college readiness.

## Proficiency in Subject Areas

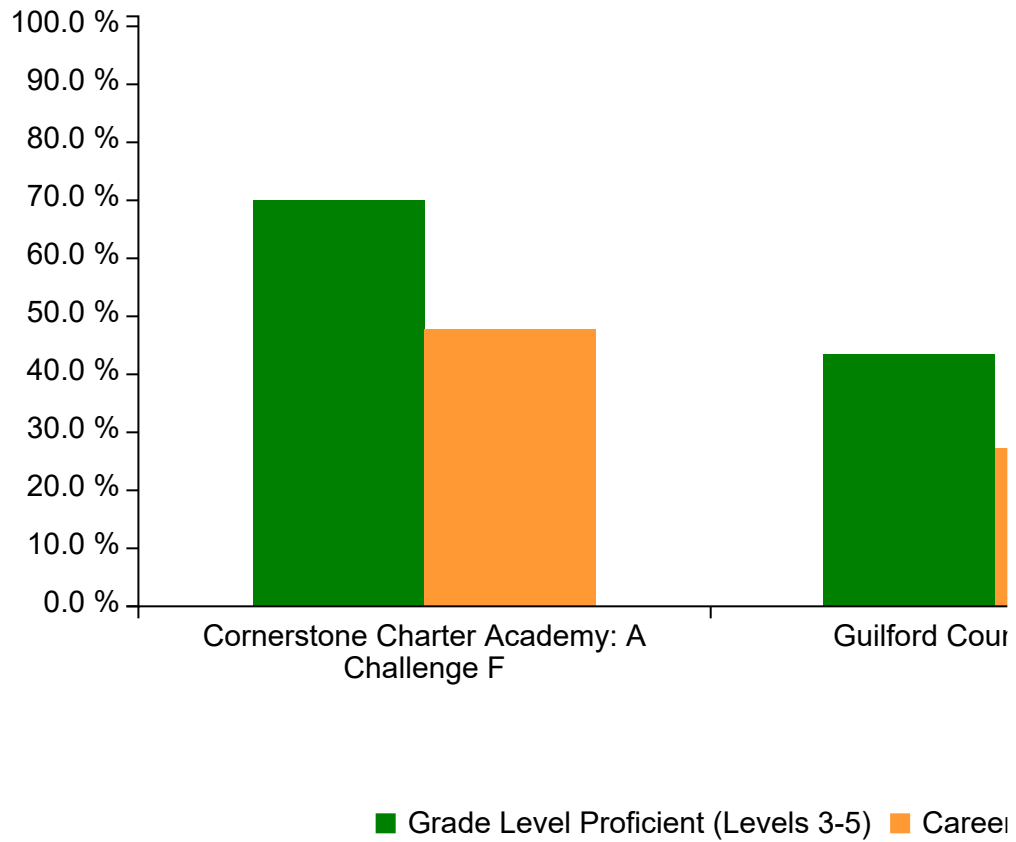
### Math Performance ⓘ

Summary Chart Table



### Reading Performance ⓘ

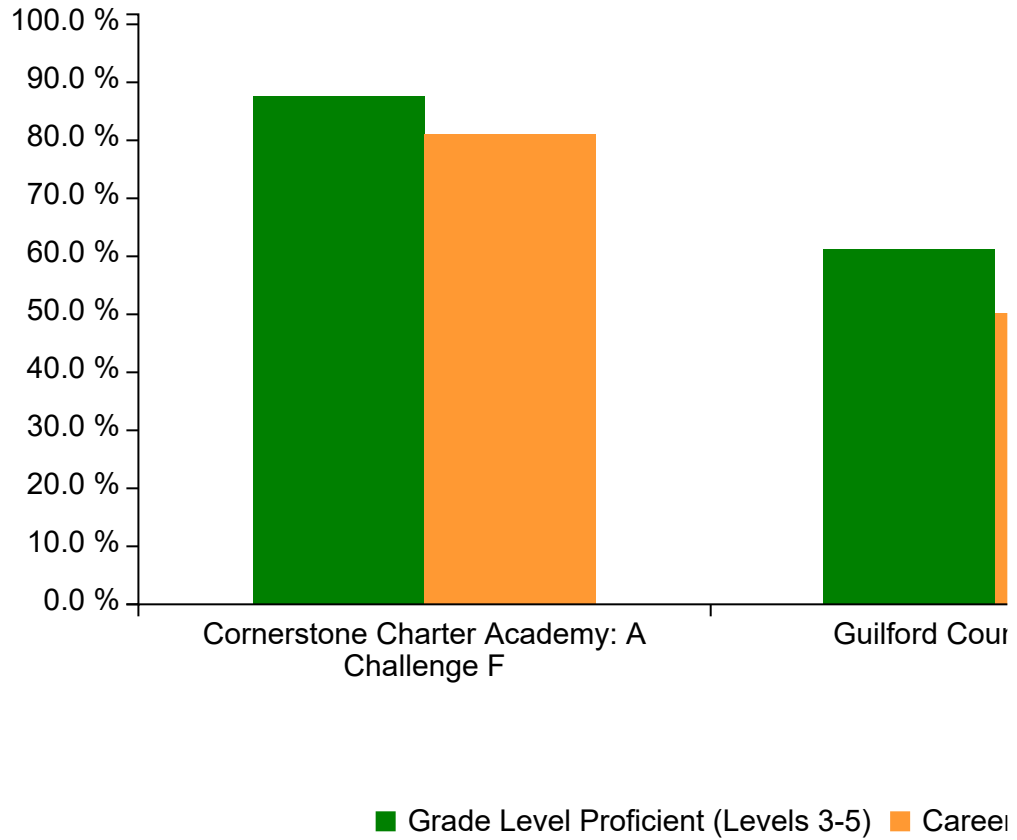
Summary Chart Table



## Science Performance ⓘ

Summary Chart Table

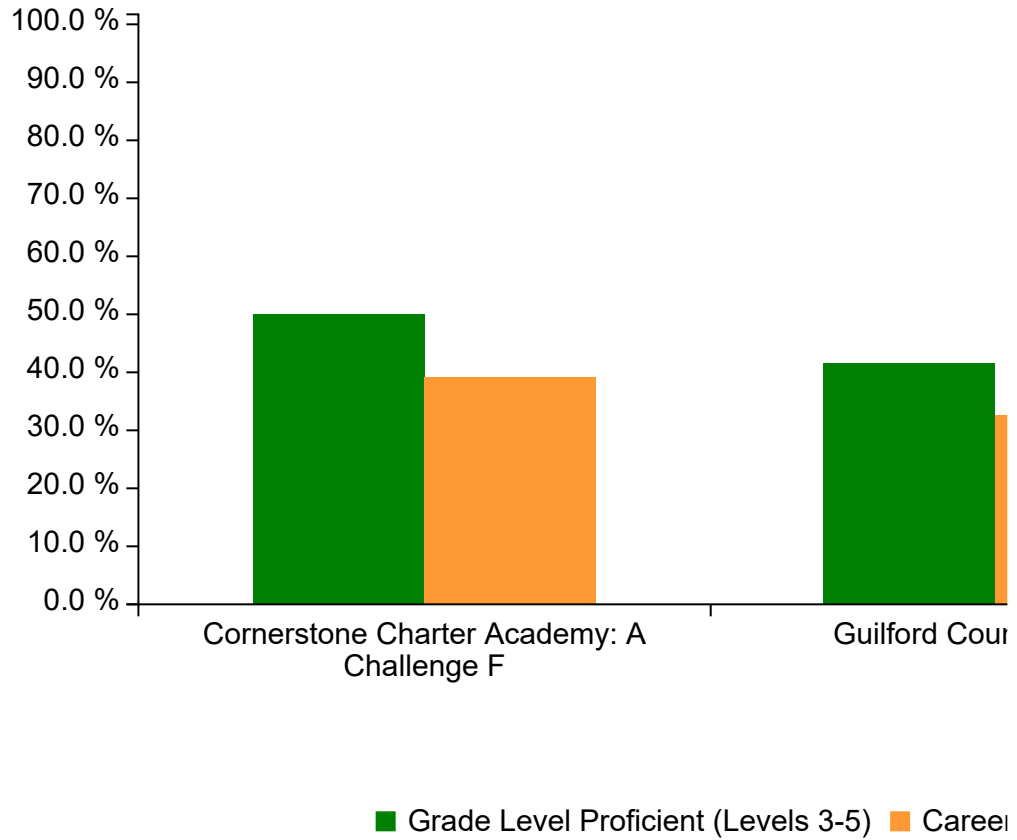




## Biology Performance ⓘ

Summary Chart

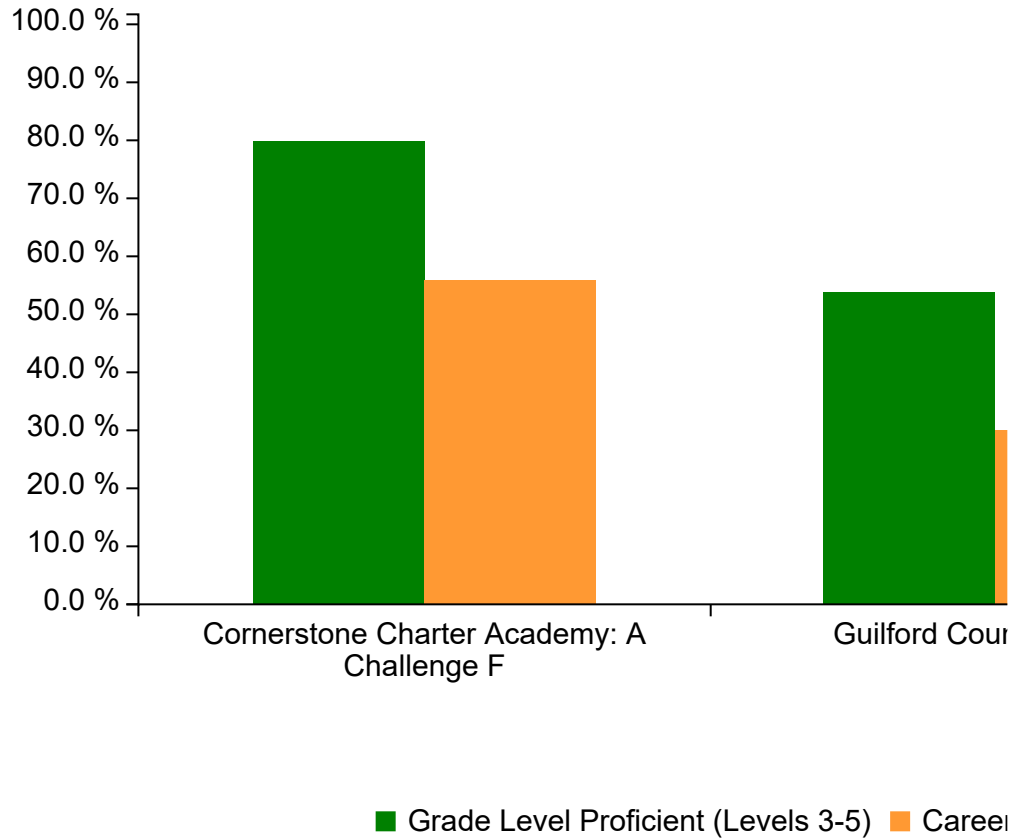
Table



## English II Performance ⓘ

Summary Chart

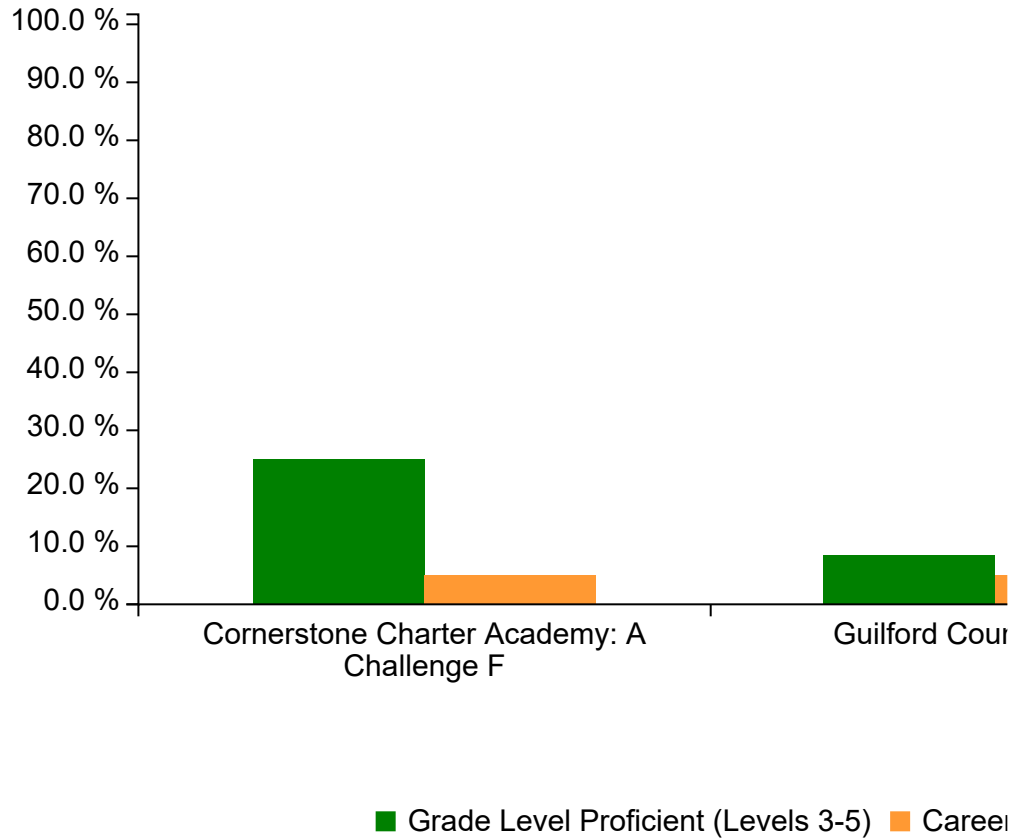
Table



## NC Math 1 Performance ⓘ

Summary Chart

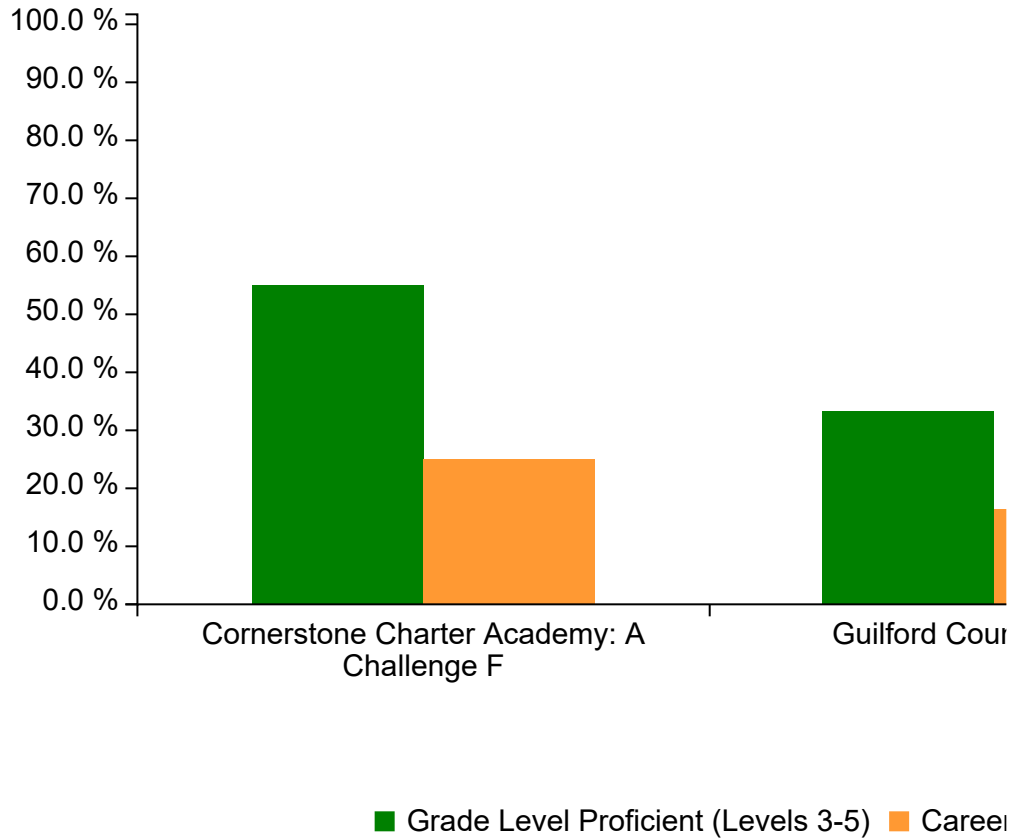
Table



## NC Math 3 Performance ⓘ

Summary Chart

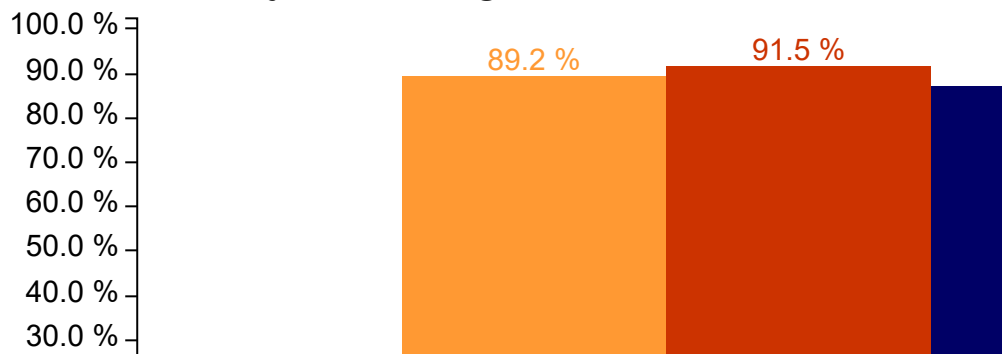
Table




## Other Measures

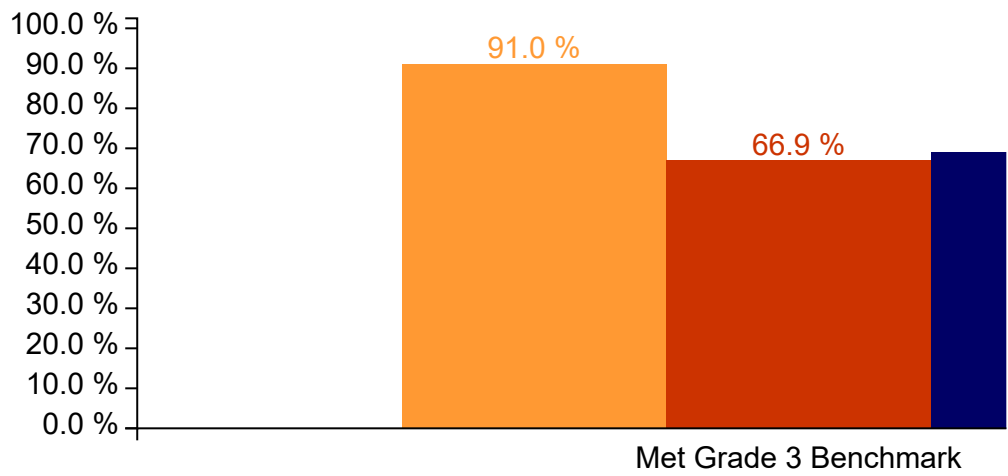
### 4 Year Graduation Rate ⓘ

Percent graduating within four years at Cornerstone Charter Academy: A Challenge F



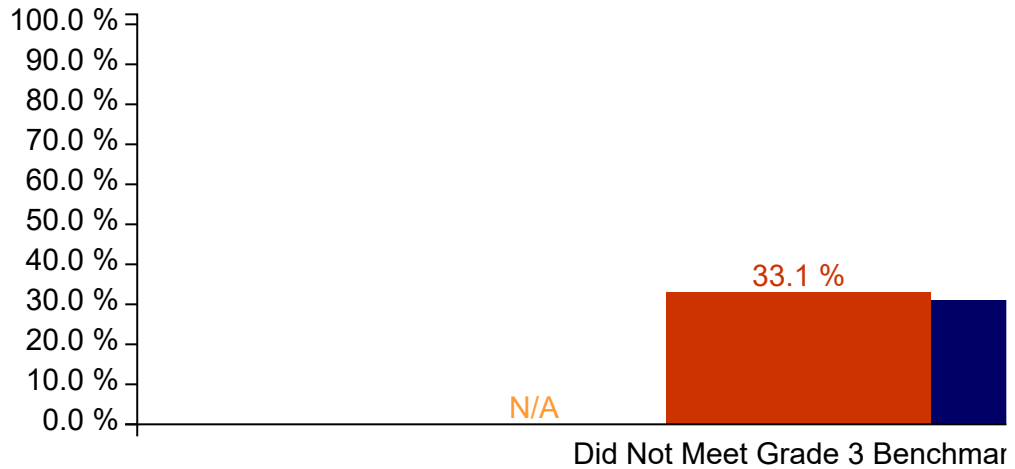


Read to Achieve - Met Grade 3 Benchmark ⓘ



■ Cornerstone Charter Academy: A Challenge F 
 ■ Guilford County Scho

Read to Achieve - Did Not Meet Grade 3 Benchmark ⓘ



■ Cornerstone Charter Academy: A Challenge F ■ Guilford County Scho



## Student Enrollment in Advanced Courses ⓘ

The following charts show the breakdown of number of students enrolled in advanced courses.

### Cornerstone Charter Academy: A Challenge F



0



■ Advanced Placement (AP) ■ Career & College Progr  
■ Cambridge International Examinations (CIE) ■ International

Chart Table

## Guilford County Schools



■ Advanced Placement (AP) ■ Career & College Progr  
■ Cambridge International Examinations (CIE) ■ International

Chart Table


## State of North Carolina





Chart Table

## Students with Disabilities Alternate Test Participation

The percent of tested students is expected to be below 1% at the state level. Most schools have so few students that this information may be masked to protect student privacy. 

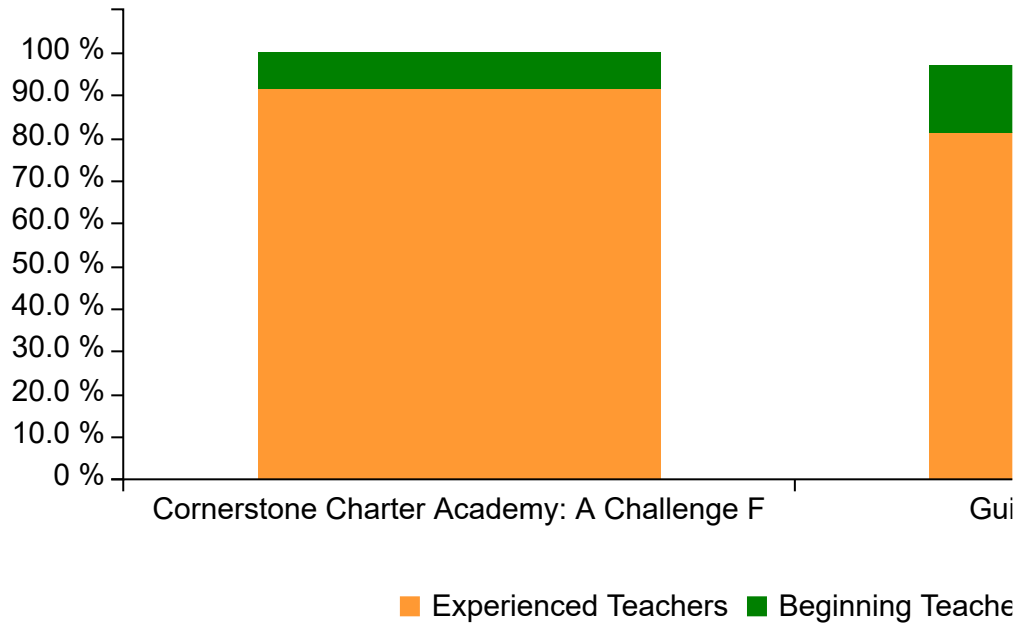


## 2020-21 Teachers and Qualifications

This section provides information on teachers and their qualifications.

Summary Chart Table

### Teacher Qualifications



## 2020-21 School Environment

[View Environment by School/District](#)

[View Environment by Subgroup](#)

This section provides information on the school environment and facilities

### Total Students

1,283

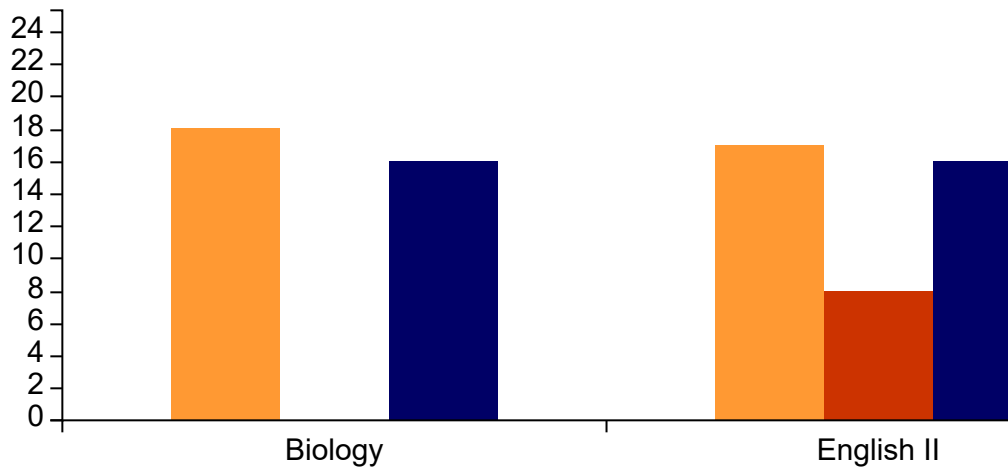
### Student Enrollment






■ Cornerstone Charter Academy: A Challenge F 
 ■ Guilford County School: 
 ■ State of North Carolina

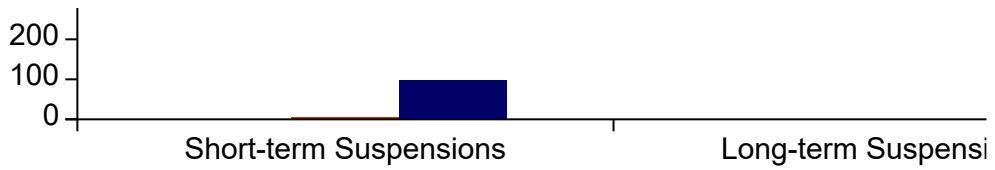
## Average Class Size i



■ Cornerstone Charter Academy: A Challenge F

## Suspension and Expulsion Rates (per 1000 students) i






■ Cornerstone Charter Academy: A Challenge

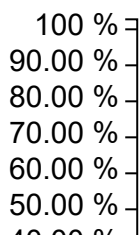
Chart Table

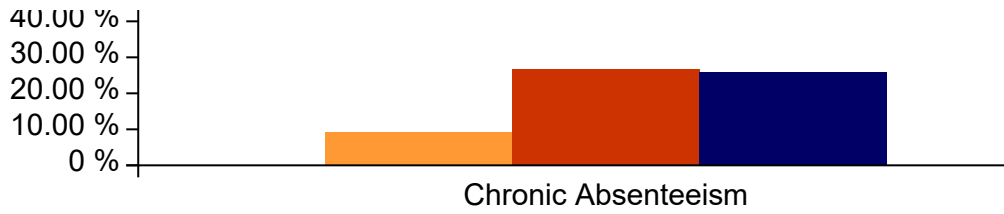
### Rates of Criminal Acts, Bullying, Law Enforcement Referrals, and Arrests (per 1000 Students) ⓘ

Agency	Criminal Acts	Bullying and Harassment	Referral to Law Enforcement	Arrests
Cornerstone Charter Academy: A Challenge F	0.00	0.00	0.00	
Guilford County Schools	0.39	0.41	0.32	
State of North Carolina	4.69	1.35	0.45	



### Chronic Absenteeism ⓘ

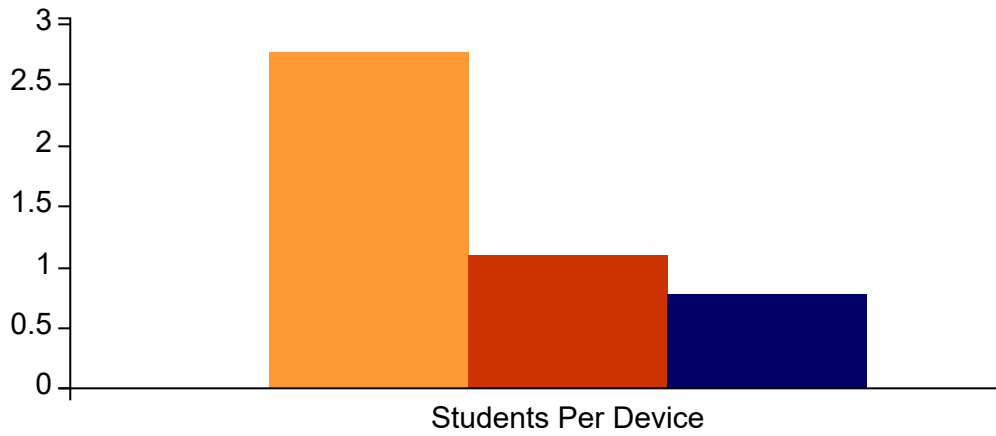




■ Cornerstone Charter Academy: A Challenge F 
 ■ Guilford County School: 
 ■ State of North Carolina

Chart Table

### Students Per Device ⓘ



■ Cornerstone Charter Academy: A Challenge F 
 ■ Guilford County School: 
 ■ State of North Carolina

Chart Table

### Book Titles Per Student ⓘ

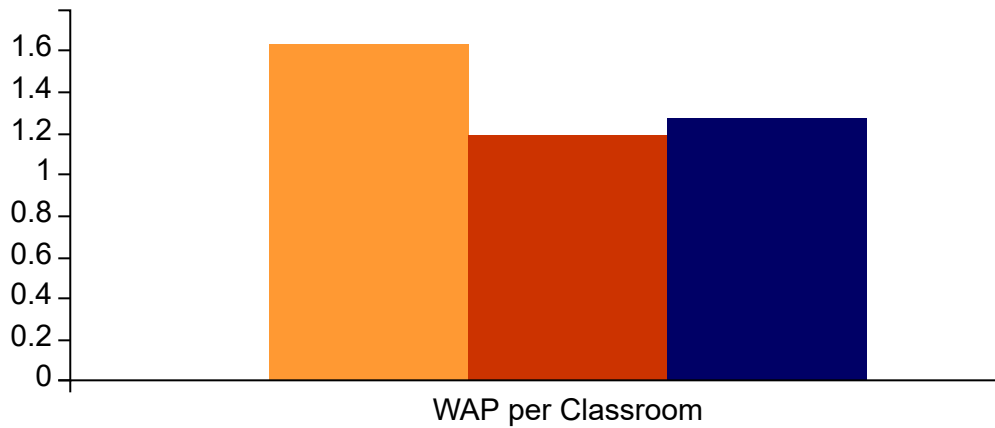




■ Cornerstone Charter Academy: A Challenge F 
 ■ Guilford County Schools 
 ■ State of North Carolina

[Chart](#)
[Table](#)

## Wireless Access Points per Classroom ⓘ



■ Cornerstone Charter Academy: A Challenge F 
 ■ Guilford County Schools 
 ■ State of North Carolina

[Chart](#)
[Table](#)

## Devices Issued To Students ⓘ

Cornerstone Charter Academy: A Challenge F provides a school owned device for each student in each of the following grades.

7th 8th 9th



## Arts Education

The following arts education programs are offered at Cornerstone Charter Academy: A Challenge F.

<b>Dance</b>	<b>Music</b>	<b>Theatre Arts</b>	<b>Visual Arts</b>
--------------	--------------	-------------------------	------------------------

---

