

Cornerstone Charter Academy: A Challenge Foundation Academy

2022 


School Website: 

(<http://www.cornerstone.teamcfa.org>)

Grade Span: OK-12 **Charter:** Yes

7800 Airport Center Drive, Greensboro, NC 27409

Compare to Other Schools 

 The data for **Guilford County Schools** has been added to the comparison charts below because **Cornerstone Charter**

Academy: A Challenge Foundation Academy is located in that county.

2021-22 Overall Performance

View Performance by
School or District

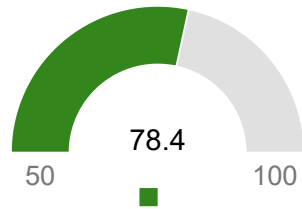
View Performance by
Subgroup

The accountability reports for the 2021-22 school year include all required components, including the calculation of School Performance Grades. Unlike the previous two school years (2019-20 and 2020-21), the U.S. Department of Education did not grant waivers from federal testing and accountability requirements for the 2021-22 school year. The U.S. Department of Education approved an addendum requested by the State Board of Education to the state's Every Student Succeeds Act (ESSA) plan for relief from certain data requirements impacted by COVID-19. The addendum approval letter is available at <https://www.dpi.nc.gov/media/14775/download?attachment> (<https://www.dpi.nc.gov/media/14775/download?attachment>).

B 2021-22
GRADE

77

PERFORMANCE GRADE SCORE

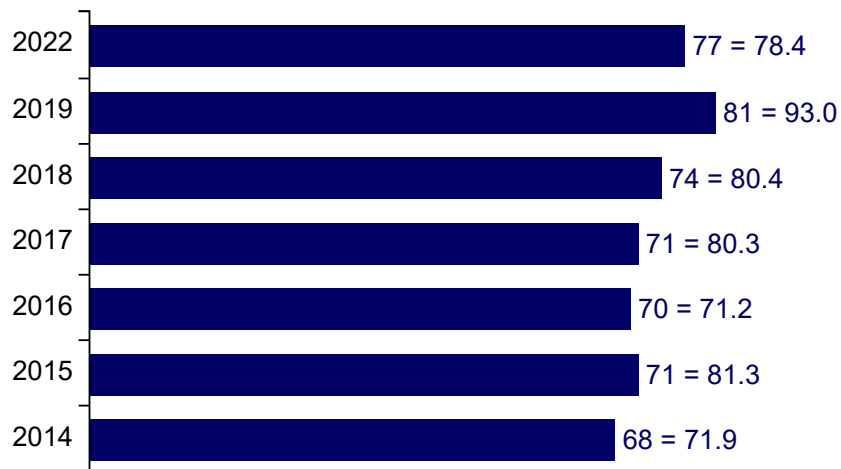


Academic Growth

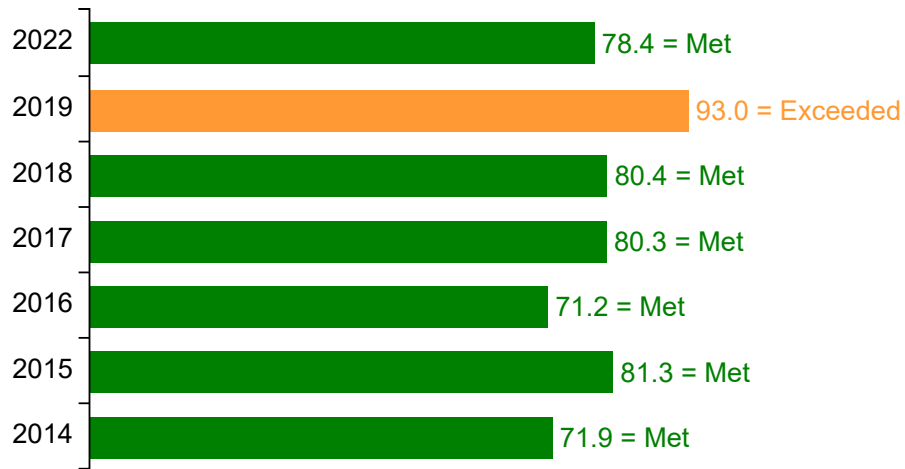
 **Growth Met**

| Growth Range | Growth Status |
|--------------|---------------|
| 85.0-100.0 | Exceeded |
| 70.0-84.9 | Met |
| 50.0-69.9 | Not Met |

Performance Grade Score History



Academic Growth History



B 2021-22 **B**
EOG MATH GRADE

75

EOG MATH GRADE SCORE

 **Growth Met**

2021-22
EOG READING GRADE

76

EOG READING GRADE
SCORE

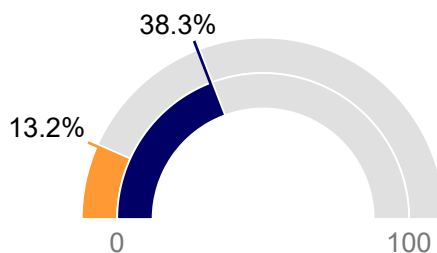
 **Growth Met**

Note - To protect student privacy, some data values for small groups will be suppressed as “> 95%” or “< 5%” in the charts or tables below. For counts less than 10, no data will be displayed.

2021-22 Student Characteristics & Participation

This section describes some key measures about the students at this school.

Percentage Economically Disadvantaged ⓘ



Cornerstone Charter Academy: A Challenge Foundation Academy
 ■ State of North Carolina

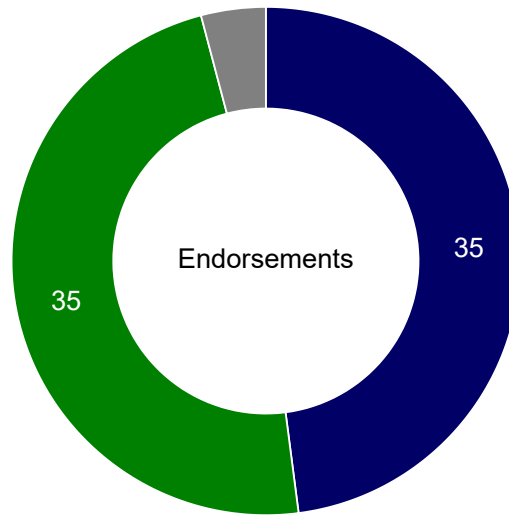
2021-22 Career and College Ready

This section describes data around College and Career Ready in Cornerstone Charter Academy: A Challenge Foundation Academy. For more information about College and Career Ready please see: <http://www.ncpublicschools.org/cte/> (<http://www.ncpublicschools.org/cte/>).

Career Ready

College Ready

High School Diploma Endorsements ⓘ

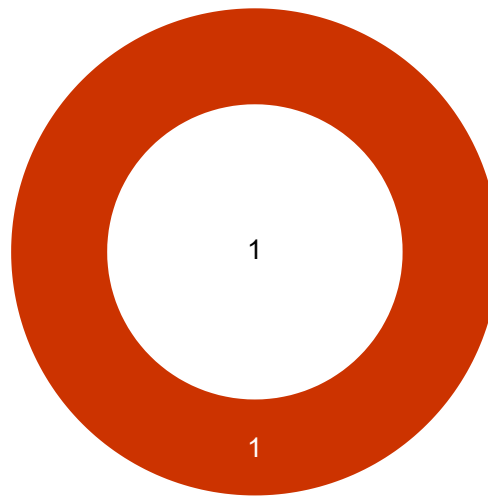


- Career and College/UNC
- Career Only
- College/UNC
- NC Academic Scholars
- Global Languages

Chart Table

Career Pathway Concentrations Completed ⓘ

Cornerstone Charter Academy: A Challenge Foundation Academy



- Business Management

Chart Table

Participation in Career and Technical Education



Number
Participating

Percent
Participating

N/A

<5%

2021-22 Student Performance

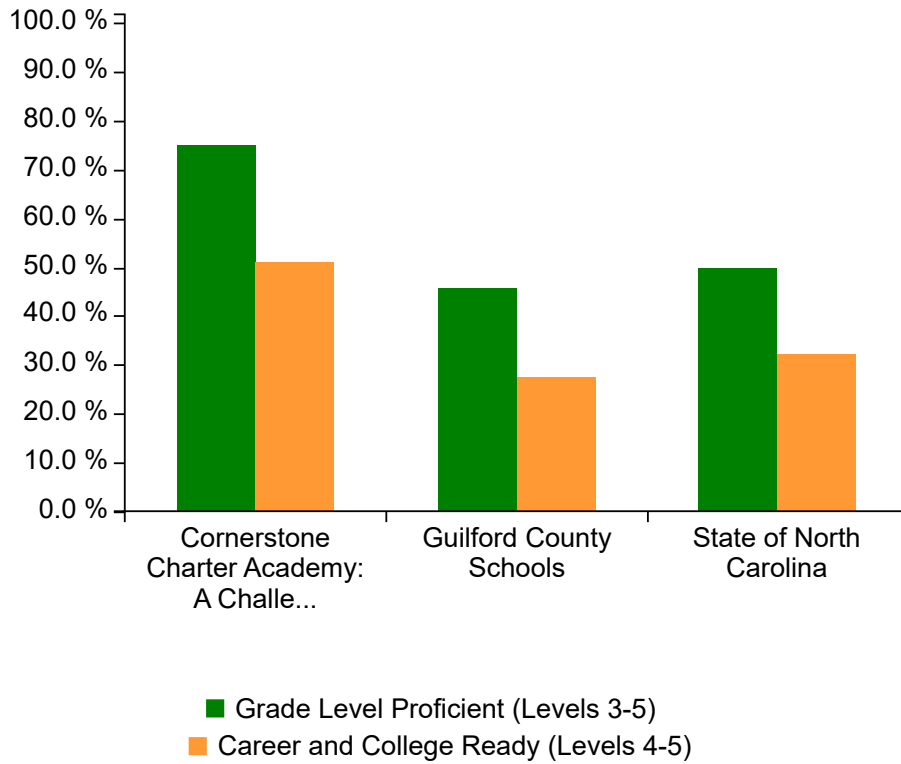
| | |
|-------------------------------------------|------------------------------------|
| Student Performance by School/District | Student Performance by Subgroup |
|-------------------------------------------|------------------------------------|

This section describes student performance in various test subject areas. Student test performance is reported as one of four achievement levels. **i** Not Proficient is below grade level. Level 3 is grade level proficient. Levels 4 and 5 indicate students are on track for career-and-college readiness.

Proficiency in Subject Areas

Math Performance **i**

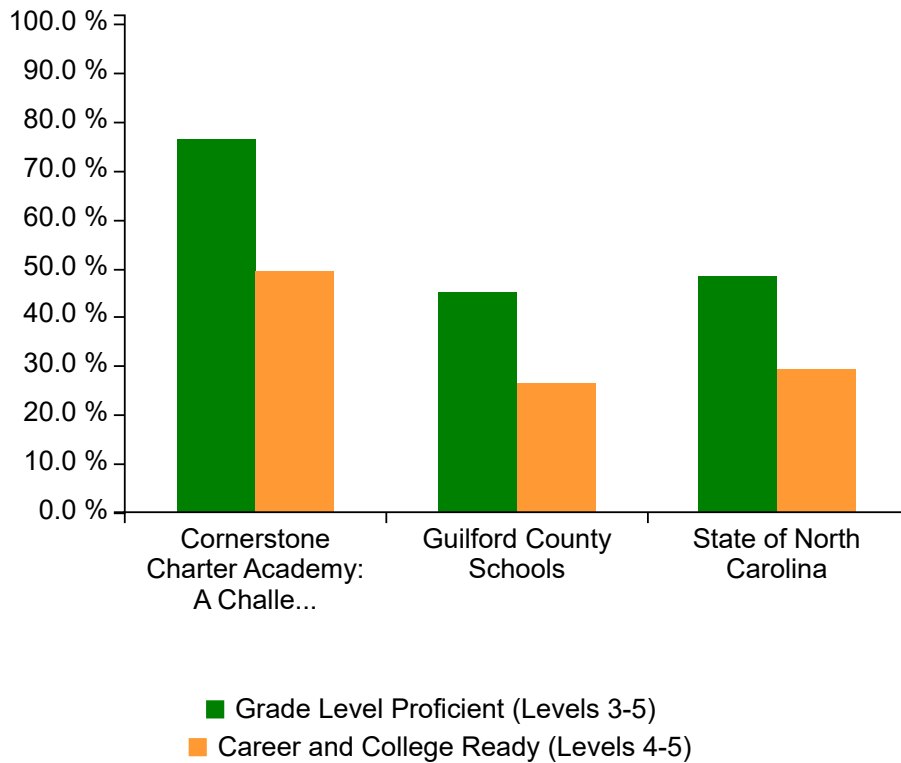
| | |
|---------------|-------|
| Summary Chart | Table |
|---------------|-------|



Reading Performance ⓘ

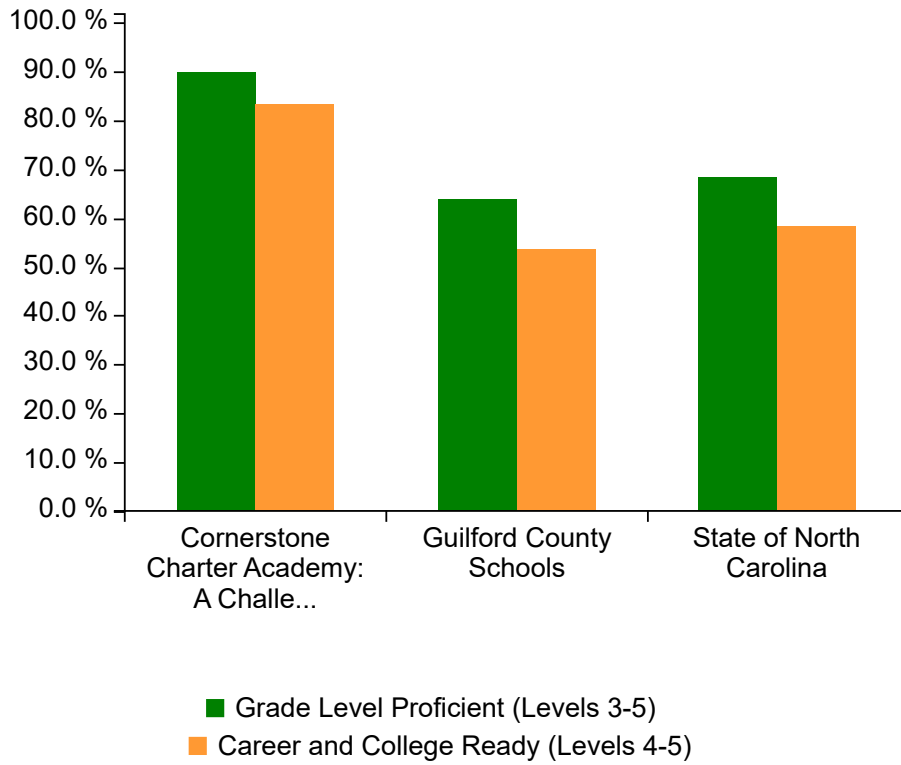
Summary Chart

Table



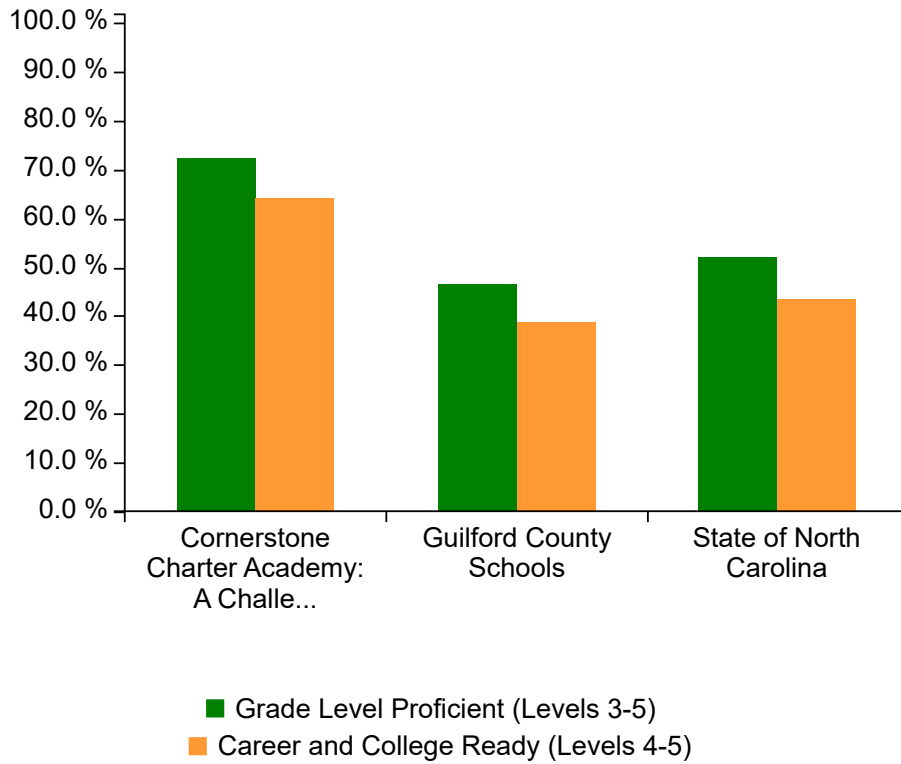
Science Performance

Summary Chart Table



Biology Performance

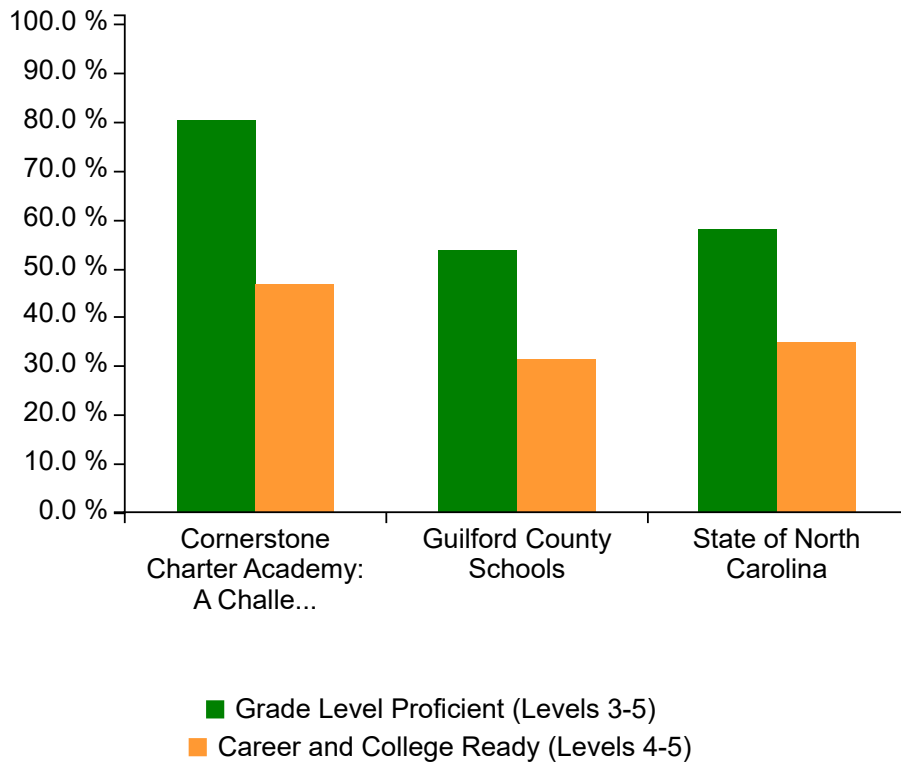
Summary Chart Table



English II Performance ⓘ

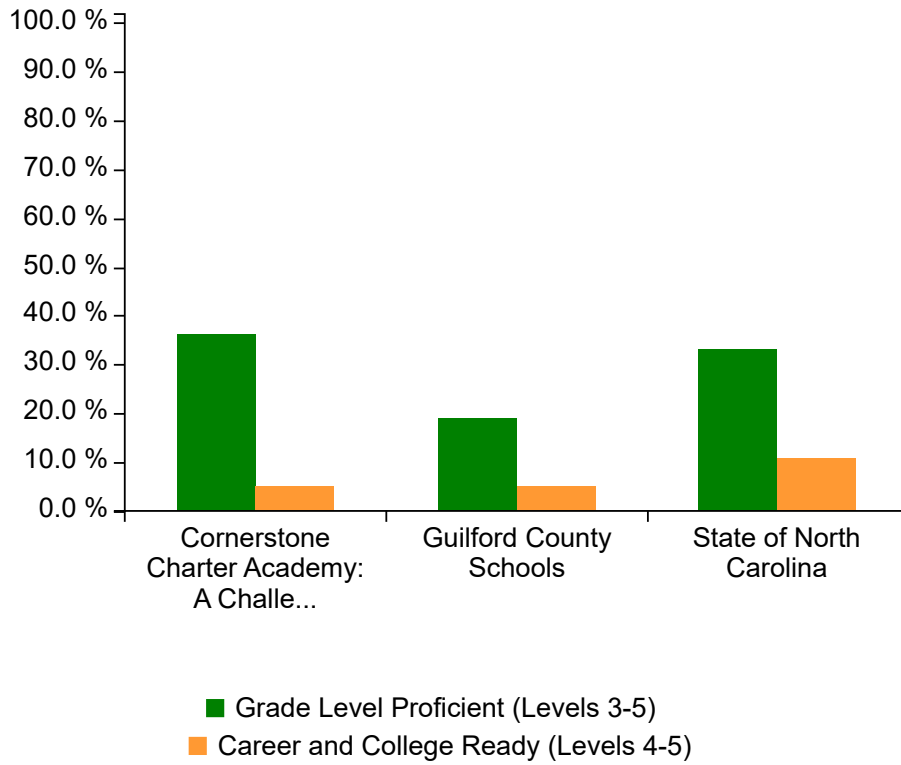
Summary Chart

Table



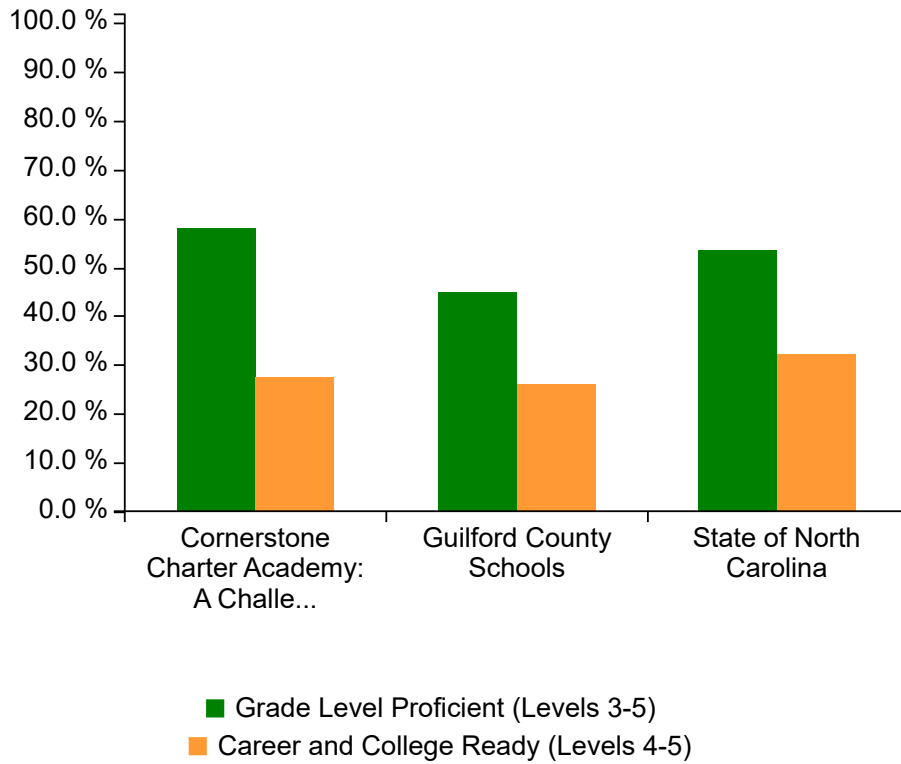
NC Math 1 Performance

Summary Chart Table



NC Math 3 Performance

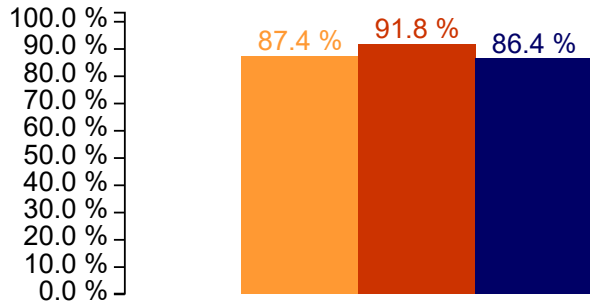
Summary Chart Table



Other Measures

4 Year Graduation Rate ⓘ

Percent graduating within four years at Cornerstone Charter Academy: A Challenge Foundation Academy

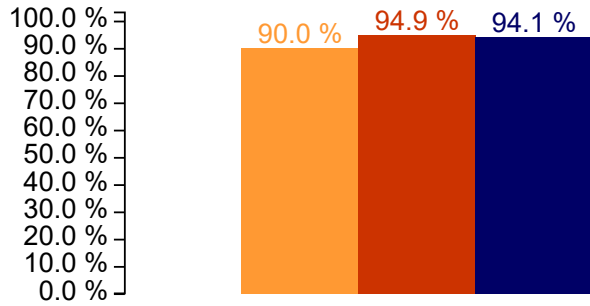


Cornerstone Charter Academy: A Challenge Foundation Academy

■ Guilford County Schools ■ State of North Carolina

Passing Math 3

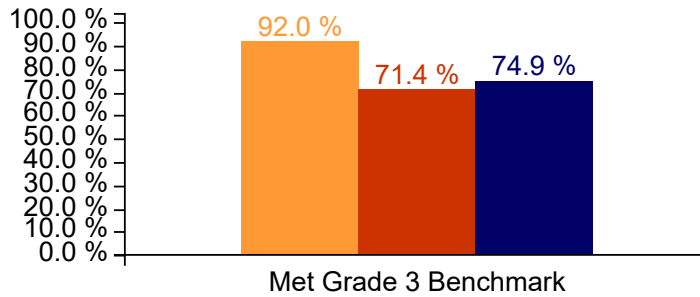
Percent Passing at Cornerstone Charter Academy: A Challenge Foundation Academy



Cornerstone Charter Academy: A Challenge Foundation Academy

■ Guilford County Schools ■ State of North Carolina

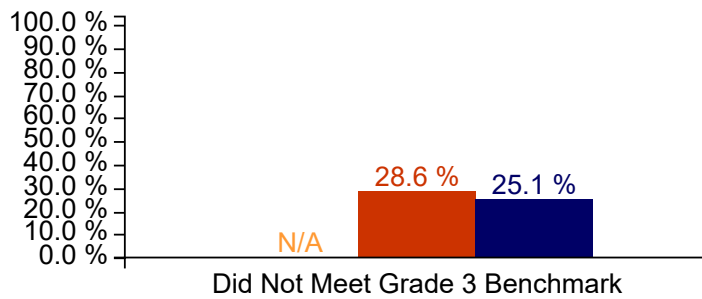
Read to Achieve - Met Grade 3 Benchmark



Cornerstone Charter Academy: A Challenge Foundation Academy

■ Guilford County Schools ■ State of North Carolina

Read to Achieve - Did Not Meet Grade 3 Benchmark **i**



Cornerstone Charter Academy: A Challenge Foundation Academy

■ Guilford County Schools ■ State of North Carolina



Student Enrollment in Advanced Courses **i**

The following charts show the breakdown of number of students enrolled in advanced courses.

Cornerstone Charter Academy: A Challenge Foundation Academy

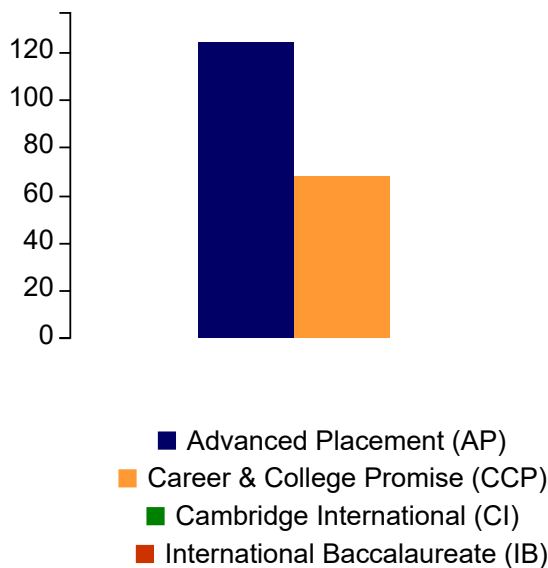


Chart Table

Guilford County Schools

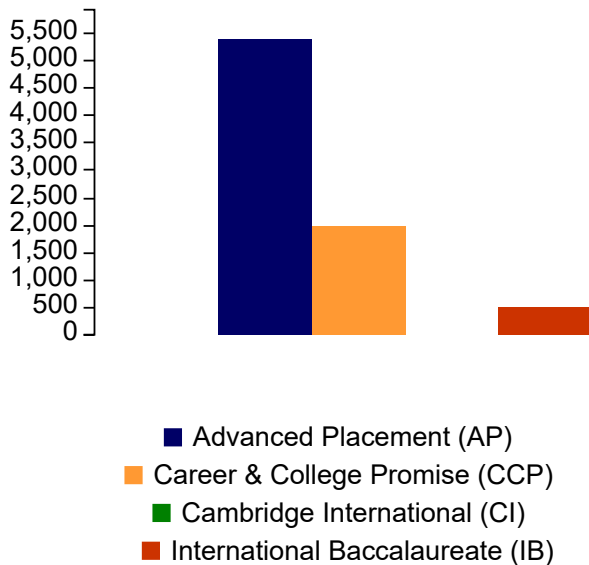


Chart Table

State of North Carolina

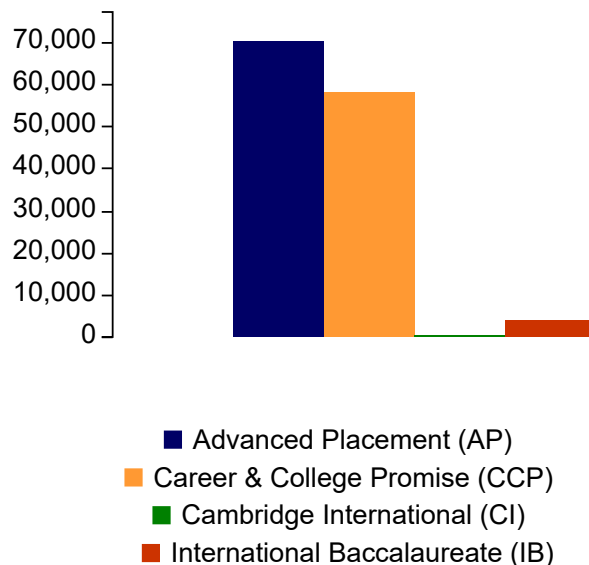


Chart Table

Test Participation

Percentage of students participating in state mandated standardized testing.

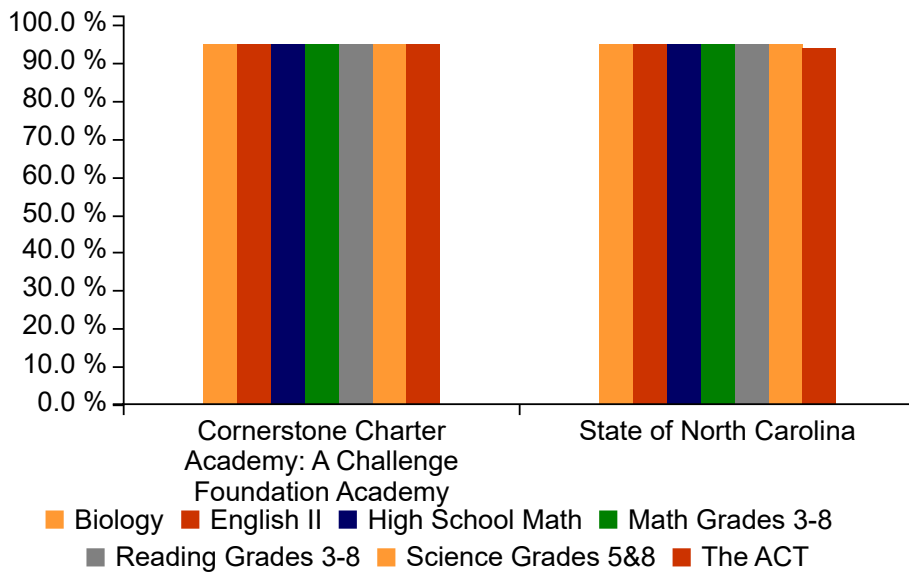


Chart Table

Students with Disabilities Alternate Test Participation

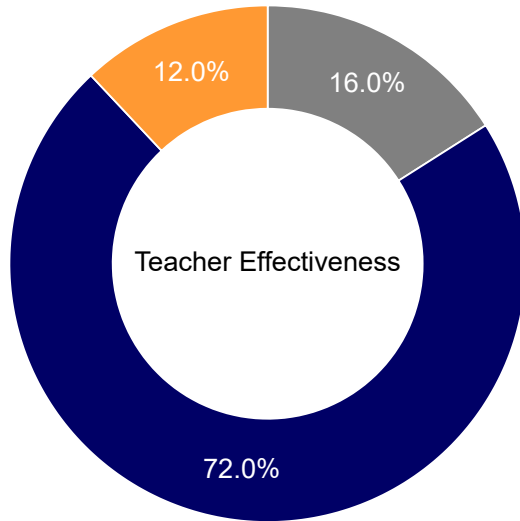
The percent of tested students is expected to be below 1% at the state level. Most schools have so few students that this information may be masked to protect student privacy. **i**

2021-22 Teachers and Qualifications

This section provides information on teachers and their qualifications.

Cornerstone Charter Academy: A Challenge

Foundation Academy

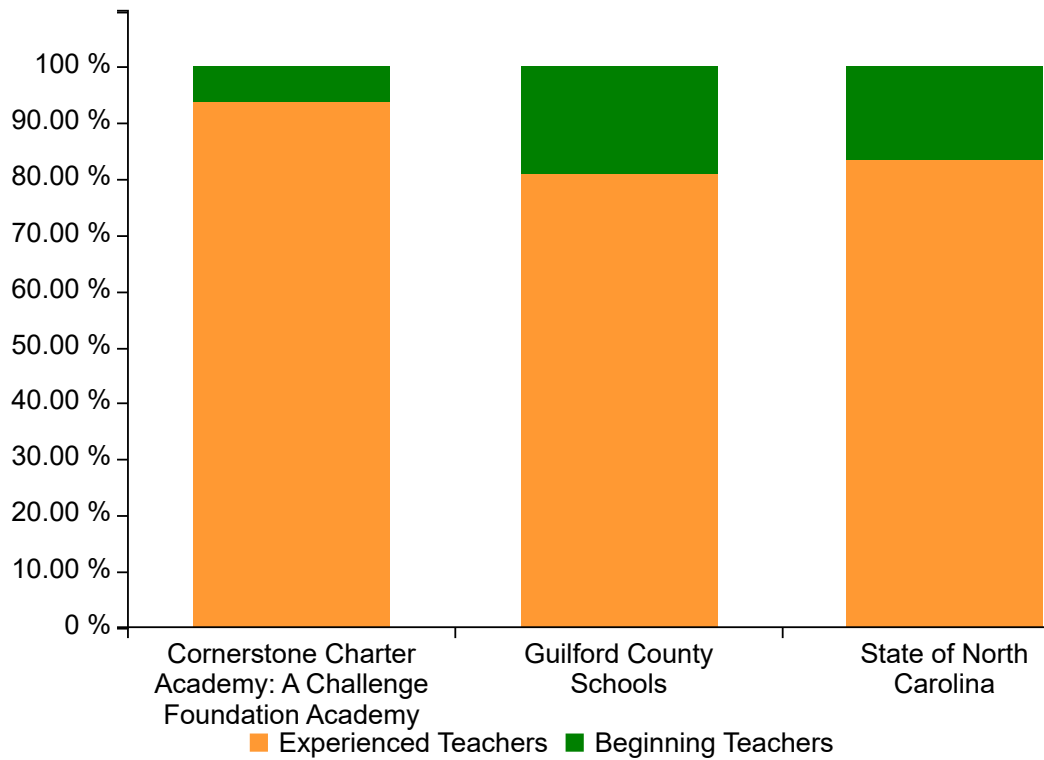


■ Needs Improvement ■ Effective ■ Highly Effective

[Chart](#) [Table](#)

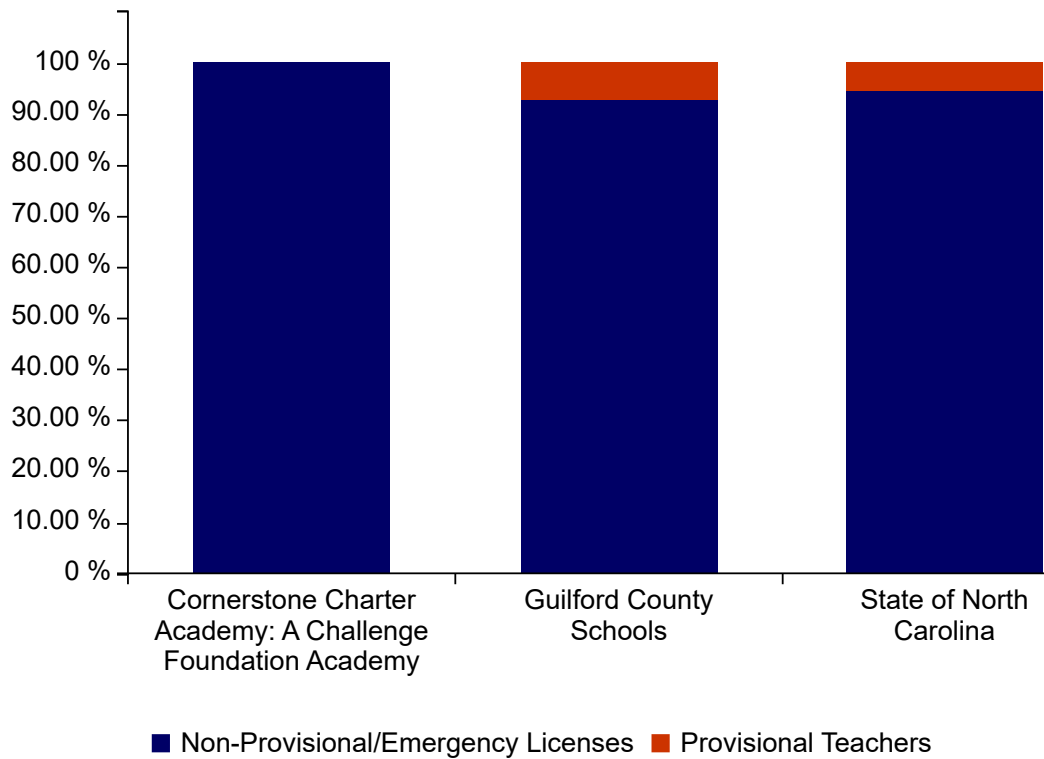
[Summary Chart](#) [Table](#)

Teacher Qualifications



[Summary Chart](#) [Table](#)

Non-Provisional/Emergency Licenses



2021-22 School Environment

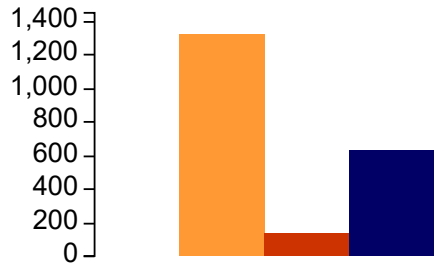
[View Environment by School/District](#) | [View Environment by Subgroup](#)

This section provides information on the school environment and facilities

Total Students

1,317

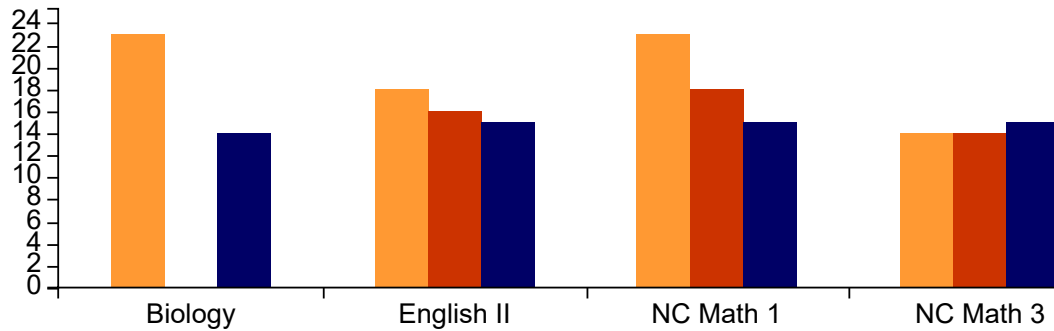
Student Enrollment ⓘ



Cornerstone Charter Academy: A Challenge Foundation Academy

- Guilford County Schools
- State of North Carolina

Average Course Size ⓘ



- Cornerstone Charter Academy: A Challenge Foundation Academy
- Guilford County Schools
- State of North Carolina

Suspension and Expulsion Rates (per 1000)

students) 

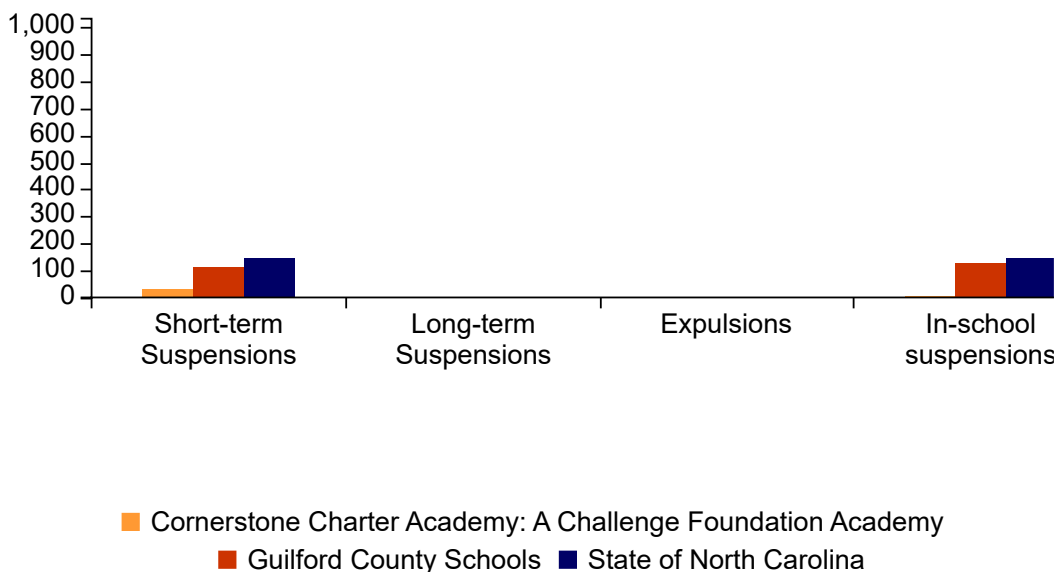

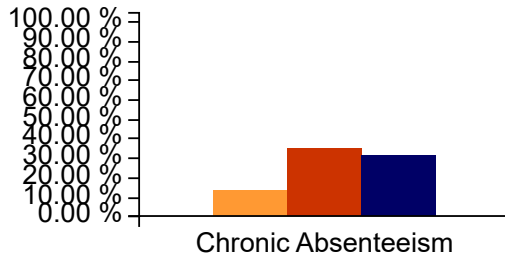


Chart Table



Rates of Criminal Acts, Bullying, Law Enforcement Referrals, and Arrests (per 1000 Students) 

| Agency | Criminal Acts | Bullying and Harassment | Referral to Law Enforcement | Arrests |
|-------------------------------------------------------------|---------------|-------------------------|-----------------------------|---------|
| Cornerstone Charter Academy: A Challenge Foundation Academy | 0.00 | 2.28 | 0.00 | 0.00 |
| Guilford County Schools | 7.06 | 7.06 | 7.50 | 0.04 |
| State of North Carolina | 7.51 | 12.06 | 4.58 | 0.10 |

Chronic Absenteeism

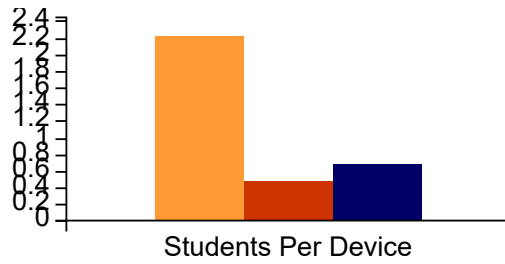


Cornerstone Charter Academy: A Challenge Foundation



-  Guilford County Schools
-  State of North Carolina

[Chart](#) [Table](#)

Students Per Device

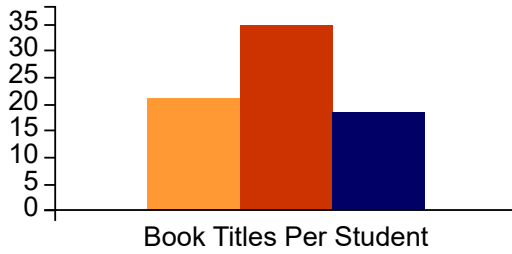


Cornerstone Charter Academy: A Challenge Foundation



-  Guilford County Schools
-  State of North Carolina

[Chart](#) [Table](#)

Book Titles Per Student

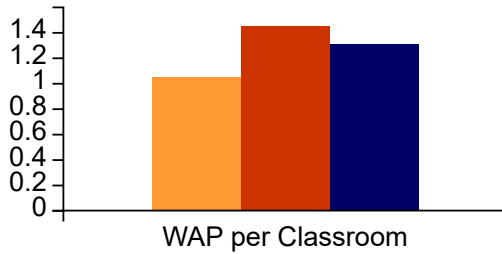


Cornerstone Charter Academy: A Challenge Foundation



-  Guilford County Schools
-  State of North Carolina

[Chart](#) [Table](#)

Wireless Access Points per Classroom



Cornerstone Charter Academy: A Challenge Foundation

-  Guilford County Schools
-  State of North Carolina

[Chart](#) [Table](#)

Devices Issued To Students

Cornerstone Charter Academy: A Challenge Foundation Academy provides a school owned device for each student in each of the following grades.

6th



Arts Education

The following arts education programs are offered at Cornerstone Charter Academy: A Challenge Foundation Academy. For more information about Arts Education Courses offered in NC, please visit the [NC Arts Ed Data Project](https://artsednc.org/resources/arts-education-data-project/) (<https://artsednc.org/resources/arts-education-data-project/>).


| | | Theatre Arts | Visual Arts |
|-------|-------|-----------------|----------------|
| Dance | Music | | |

Strategic Planning 2021-22

This section provides information on Cornerstone Charter Academy: A Challenge Foundation Academy's strategic planning, goals and progress.

Progress Goals

This school has progress goals for 4 Year Graduation Rate, Math Grade 11, Math Grades 3-8, Reading Grade 10, and Reading Grades 3-8 in the following student groups - ALL, Black, Economically Disadvantaged, Students with Disabilities, Two or More Races, and White.

Click the following [link](https://accrpt.tops.ncsu.edu/essa_ltg/ltg.html)  [. \(https://accrpt.tops.ncsu.edu/essa_ltg/ltg.html\)](https://accrpt.tops.ncsu.edu/essa_ltg/ltg.html) to see the progress of student groups at this school (note you will need to select this school again).