


Cornerstone Charter Academy: A Challenge Foundation Academy


2024 ▼

School Website:  (<http://www.cornerstone.teamcfa.org>)

Grade Span: OK-12 **Charter:** Yes

7800 Airport Center Drive, Greensboro, NC 27409

Compare to Other Schools 

 The data for **Guilford County Schools** has been added to the comparison charts below because **Cornerstone Charter Academy: A Challenge Foundation Academy** is located in that county.

2023-24 Overall Performance*i*

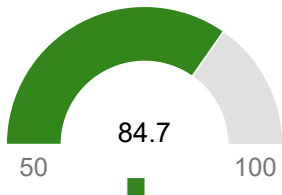
View Performance by
School or District

View Performance by
Subgroup

B 2023-24
GRADE

80

PERFORMANCE GRADE SCORE




Academic Growth

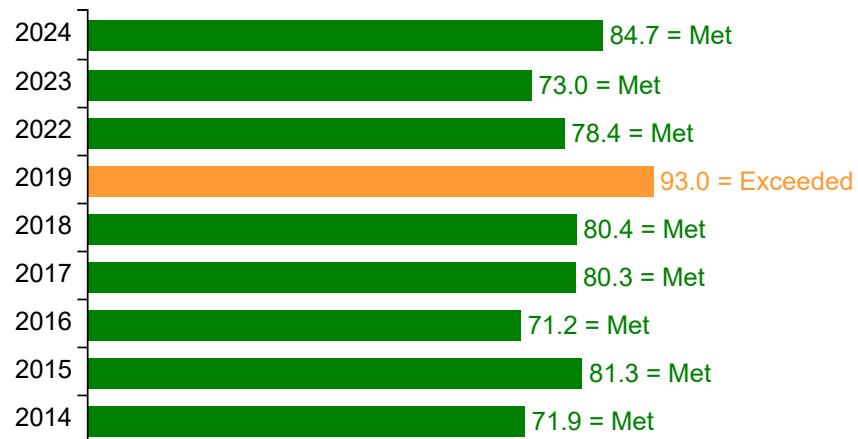
 **Growth Met**

Growth Range	Growth Status
85.0-100.0	Exceeded
70.0-84.9	Met
50.0-69.9	Not Met

Performance Grade Score History



Academic Growth History



B 2023-24
EOG MATH GRADE

B

79

EOG MATH GRADE SCORE

2023-24
EOG READING GRADE

76


EOG READING GRADE
SCORE

2023-24
MATH GROWTH STATUS

 **Growth Met**


2023-24
READING GROWTH STATUS

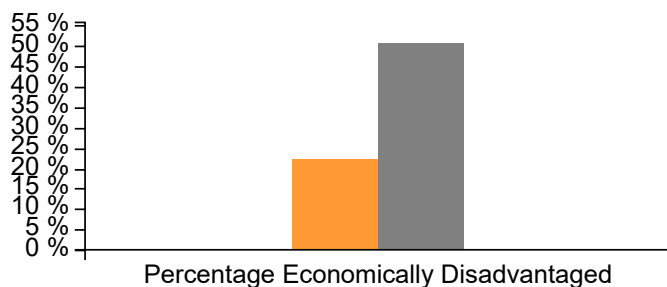
 **Growth Met**

 **Note - To protect student privacy, some data values for small groups will be suppressed as “> 95%” or “< 5%” in the charts or tables below. For counts less than 10, no data will be displayed.**

2023-24 Student Characteristics & Participation

This section describes some key measures about the students at this school.

Percentage Economically Disadvantaged 



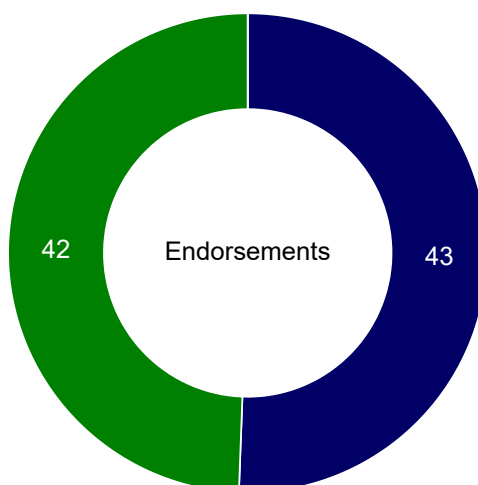
Cornerstone Charter Academy: A Challenge Foundation Academy
 ■ State of North Carolina






2023-24 Career and College Ready

This section describes data around College and Career Ready in Cornerstone Charter Academy: A Challenge Foundation Academy. For more information about College and Career Ready please see: <http://www.ncpublicschools.org/cte/> (<http://www.ncpublicschools.org/cte/>).

Career Ready College Ready

High School Diploma Endorsements



 Career and College/UNC
  Career Only
  College/UNC
  NC Academic Scholars
  Global Languages

2023-24 Student Performance

Student Performance
by School/District

Student Performance
by Subgroup

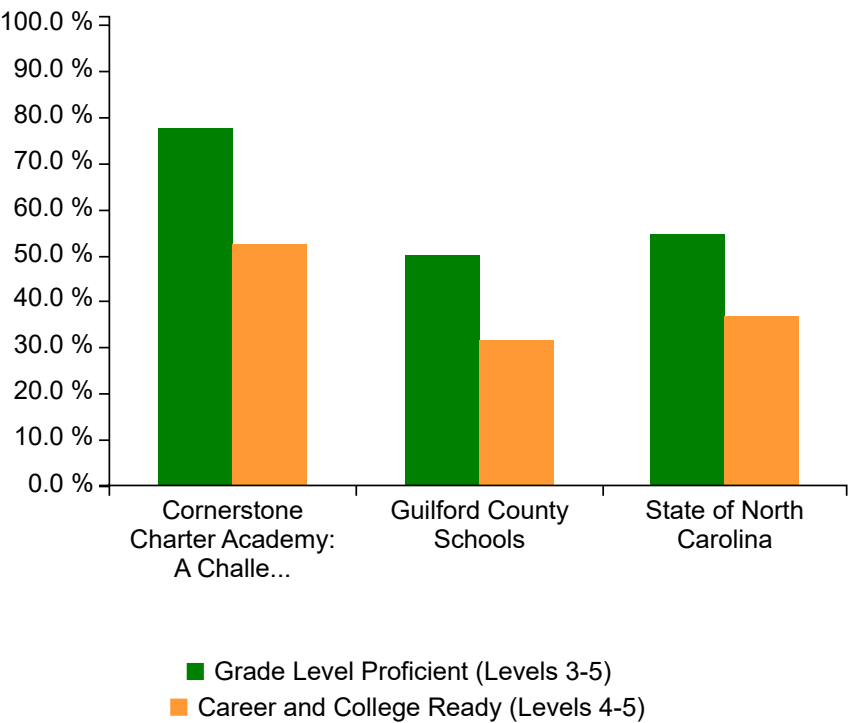
This section describes student performance in various test subject areas. Student test performance is reported as one of four achievement levels.**i** Not Proficient is below grade level. Level 3 is grade level proficient. Levels 4 and 5 indicate students are on track for career-and-college readiness.

Proficiency in Subject Areas

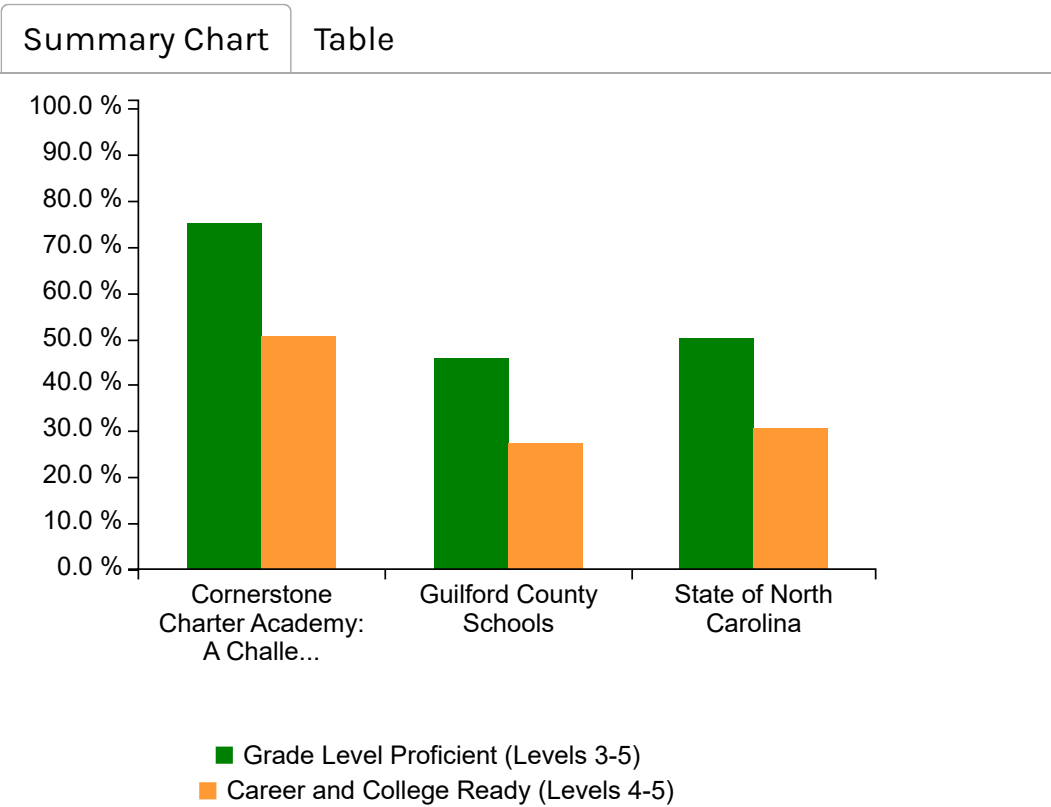
Math Performance **i**

Summary Chart

Table

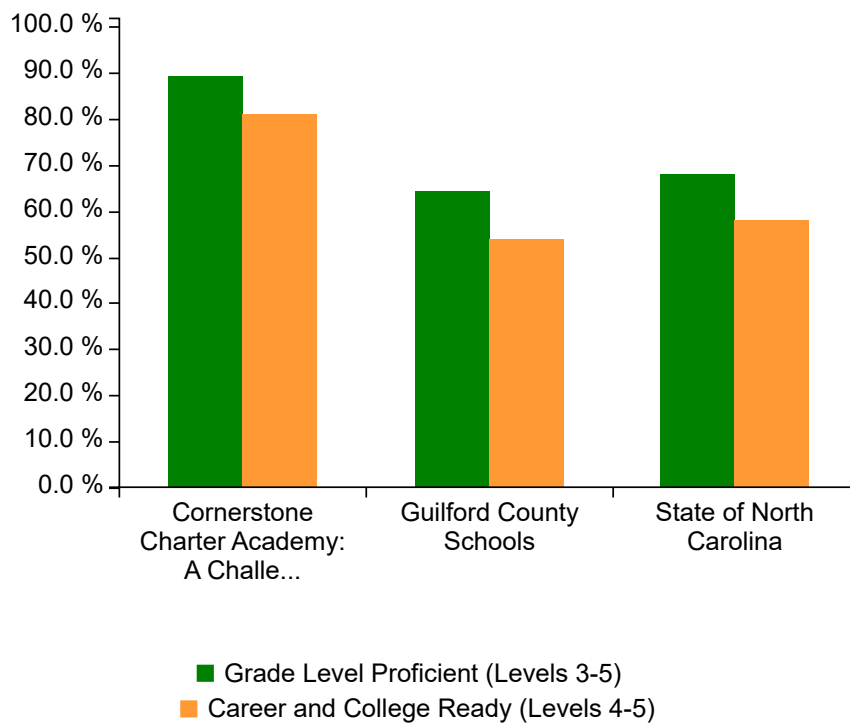


Reading Performance ⓘ



Science Performance ⓘ

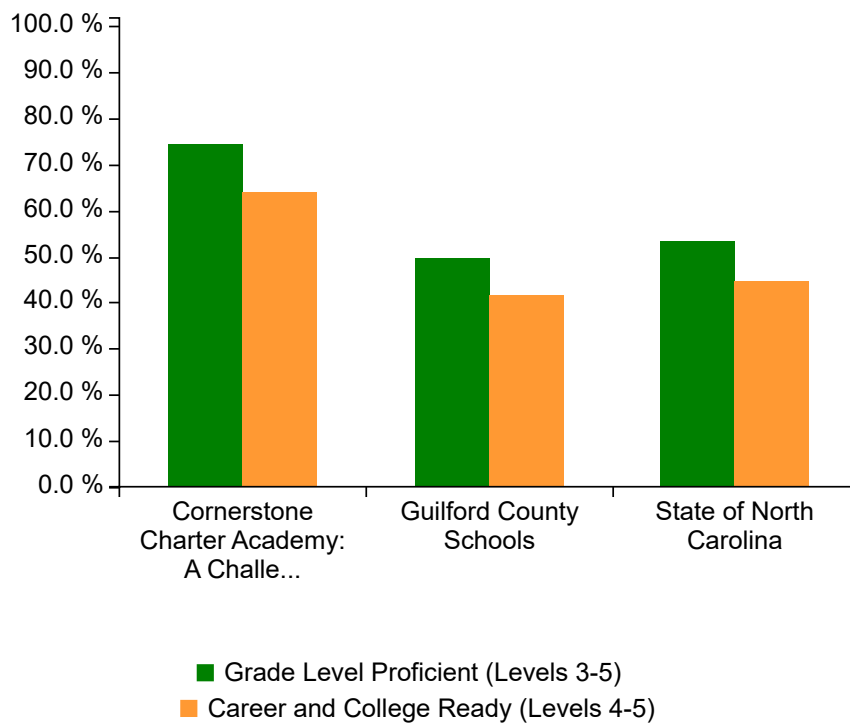




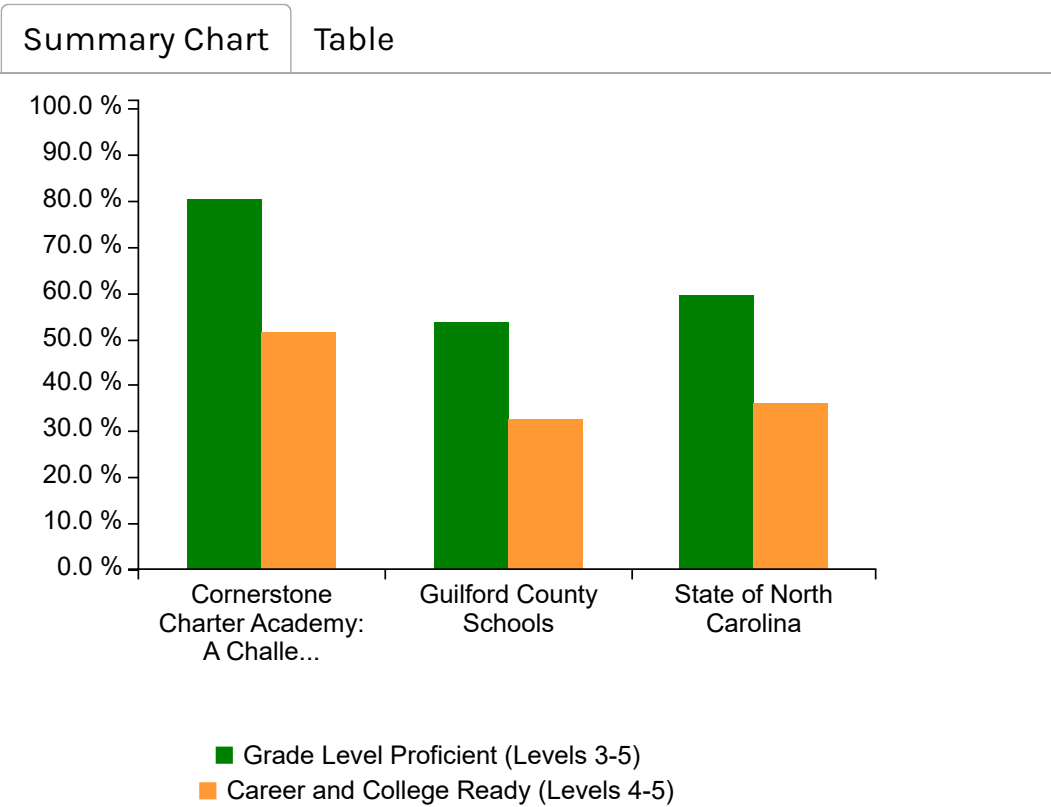
Biology Performance

Summary Chart

Table

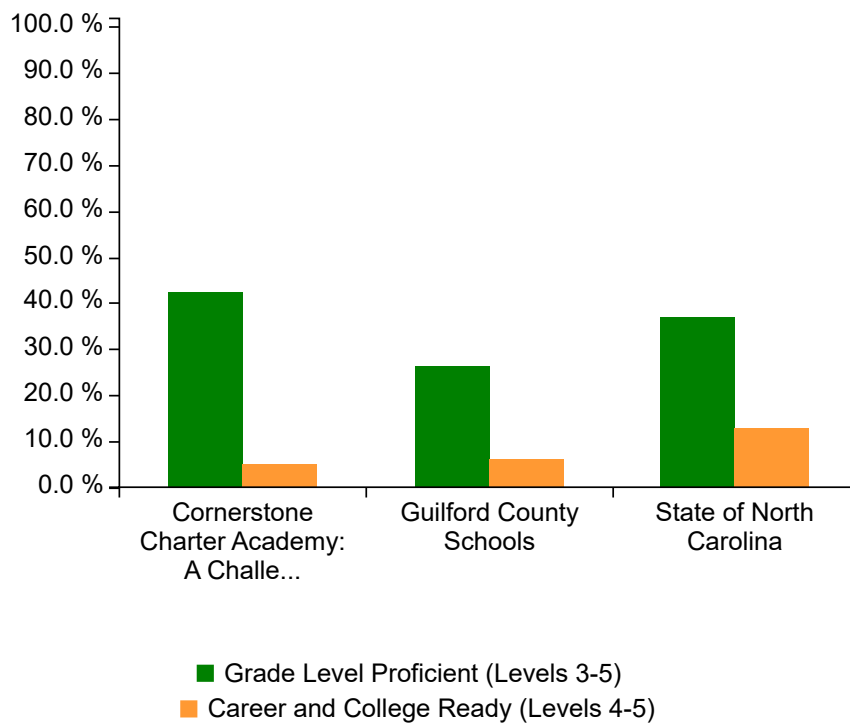


English II Performance



NC Math 1 Performance

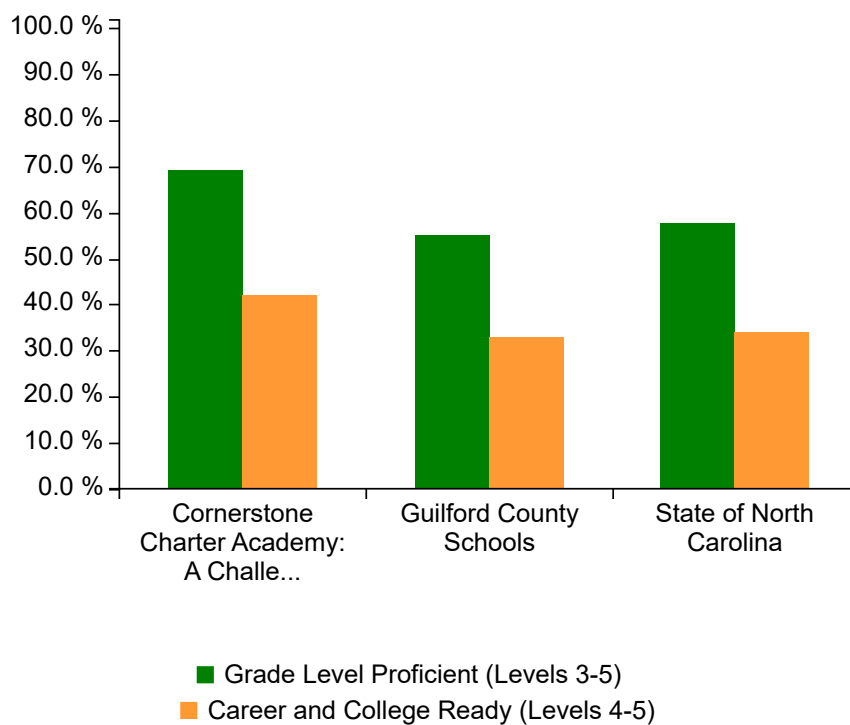




NC Math 3 Performance

Summary Chart

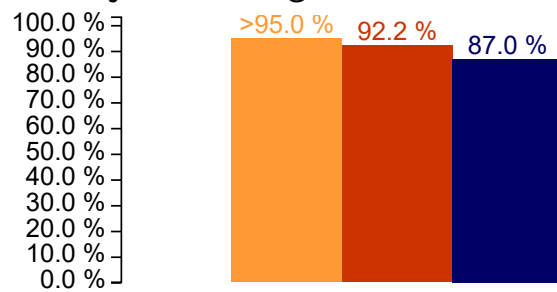
Table



Other Measures

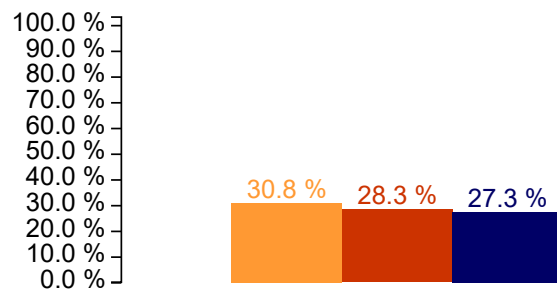
4 Year Graduation Rate ⓘ

Percent graduating within four years at Cornerstone Charter Academy: A Challenge Foundation Academy



Cornerstone Charter Academy: A Challenge Foundation Academy
■ Guilford County Schools ■ State of North Carolina

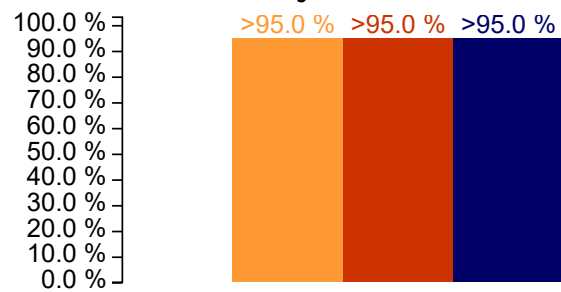
English Learner Proficiency ⓘ



Cornerstone Charter Academy: A Challenge Foundation Academy
■ Guilford County Schools ■ State of North Carolina

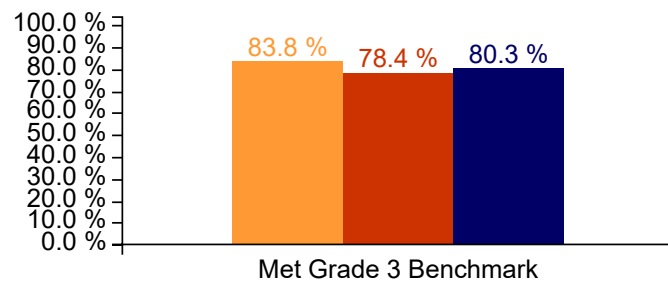
Passing Math 3 ⓘ

Percent Passing at Cornerstone Charter Academy: A Challenge Foundation Academy



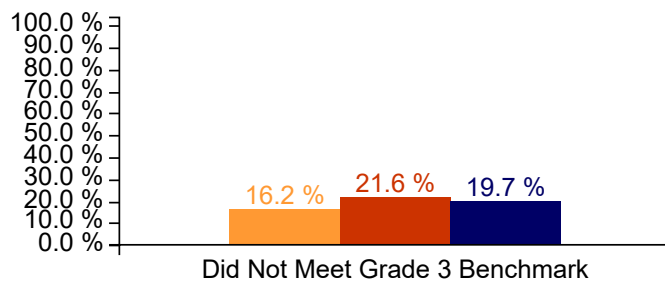
Cornerstone Charter Academy: A Challenge Foundation Academy
■ Guilford County Schools ■ State of North Carolina

Read to Achieve - Met Grade 3 Benchmark ⓘ



Cornerstone Charter Academy: A Challenge Foundation Academy
■ Guilford County Schools ■ State of North Carolina

Read to Achieve - Did Not Meet Grade 3 Benchmark



Cornerstone Charter Academy: A Challenge Foundation Academy

■ Guilford County Schools ■ State of North Carolina



Student Enrollment in Advanced Courses

The following charts show the breakdown of number of students enrolled in advanced courses.

Cornerstone Charter Academy: A Challenge Foundation Academy

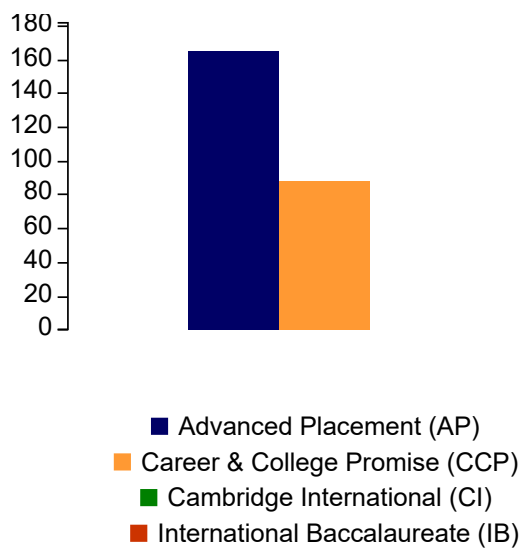
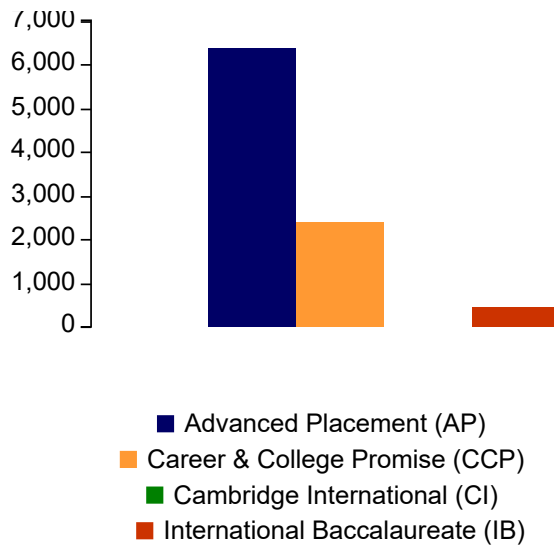


Chart Table

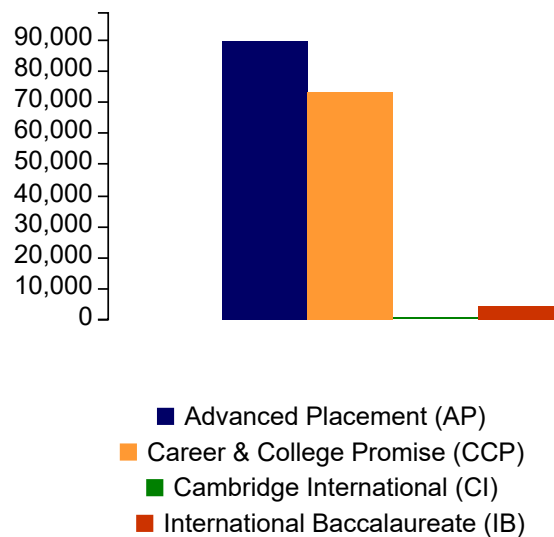
Guilford County Schools



Chart

Table

State of North Carolina

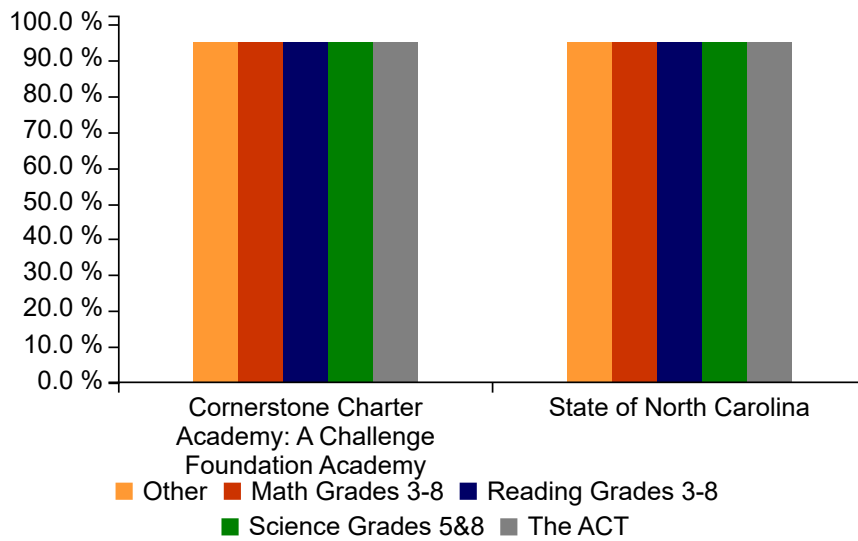


Chart

Table

Test Participation

Percentage of students participating in state mandated standardized testing.



Chart

Table

Students with Disabilities Alternate Test Participation

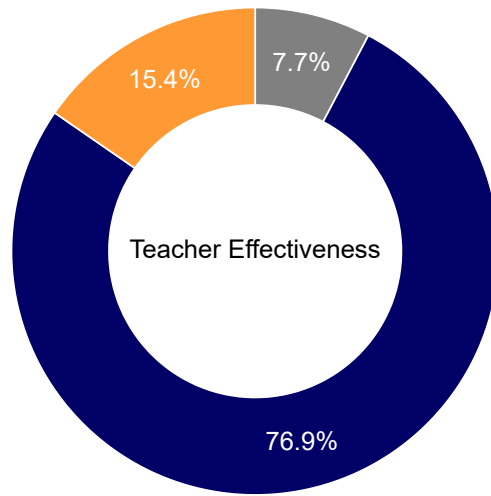
The percent of tested students is expected to be below 1% at the state level. Most schools have so few students that this information may be masked to protect student privacy.ⁱ

2023-24 Teachers and Qualifications

This section provides information on teachers and their qualifications.

Cornerstone Charter Academy: A Challenge

Foundation Academy_

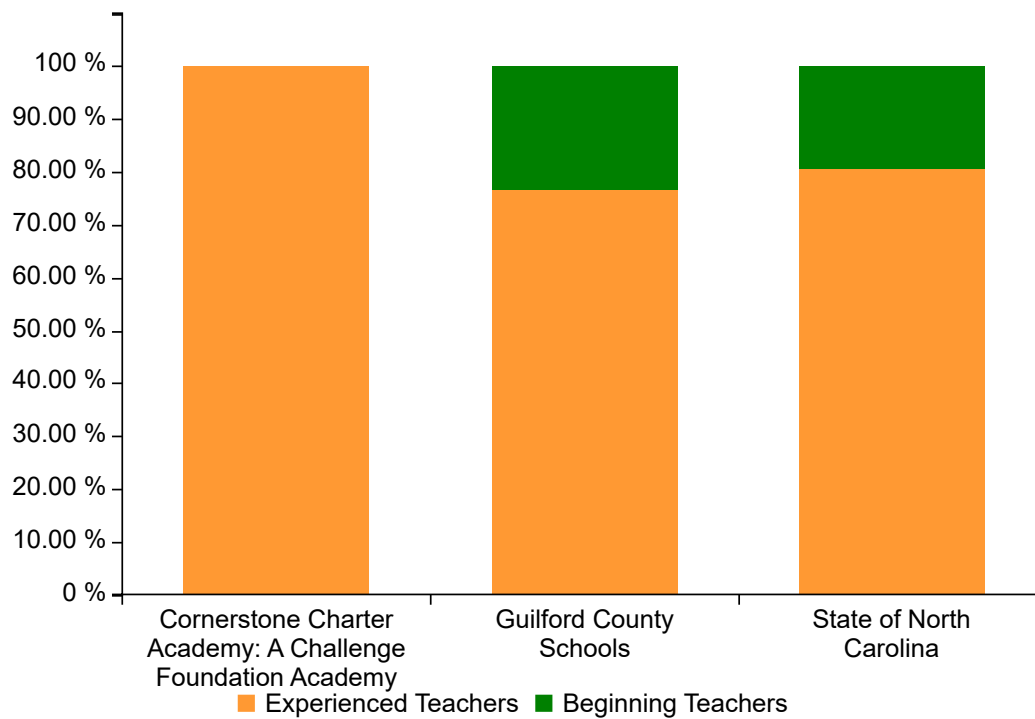


■ Needs Improvement ■ Effective ■ Highly Effective

Chart Table

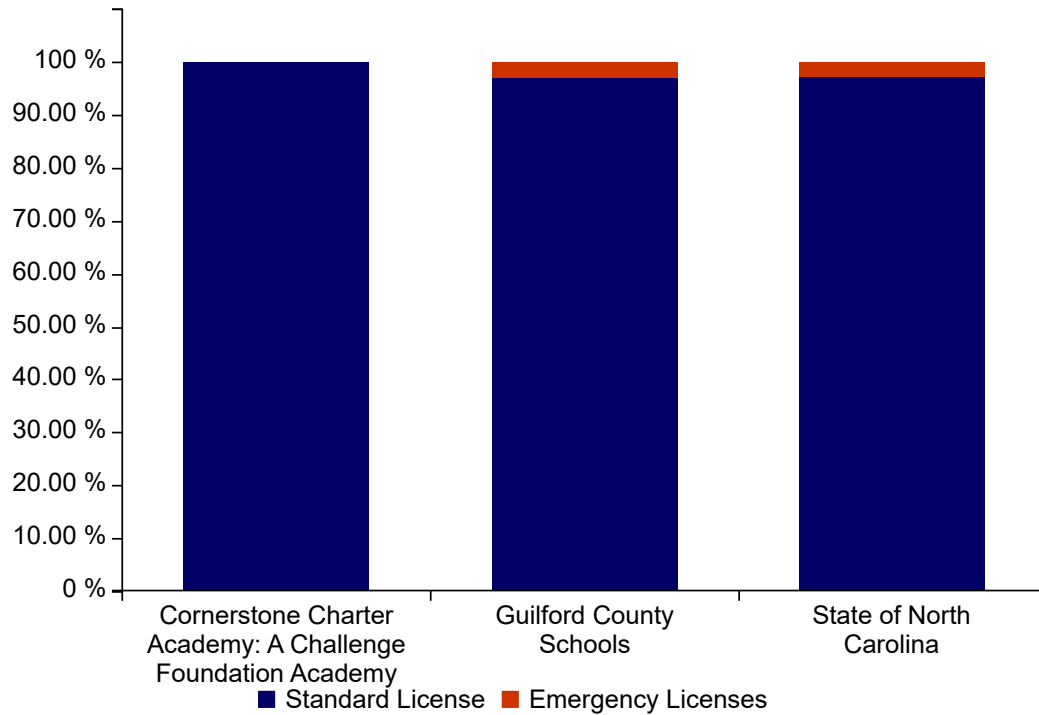
Summary Chart Table

Teacher Qualifications



Summary Chart Table

Standard License/Emergency_



2023-24 School Environment

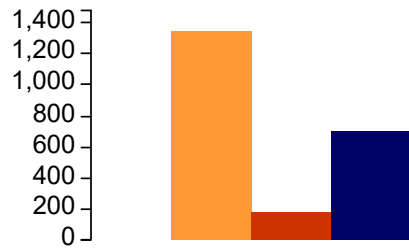
[View Environment
by School/District](#)[View Environment
by Subgroup](#)

This section provides information on the school environment and facilities



Total Students

1,338

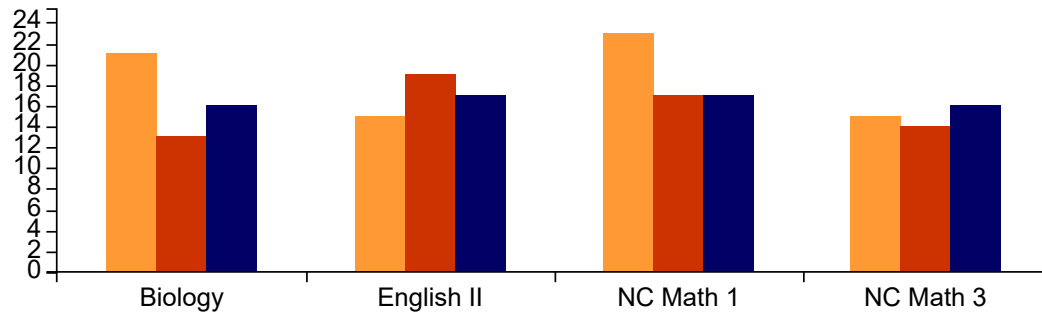
Student Enrollment



re Charter Academy: A Challenge Foundation

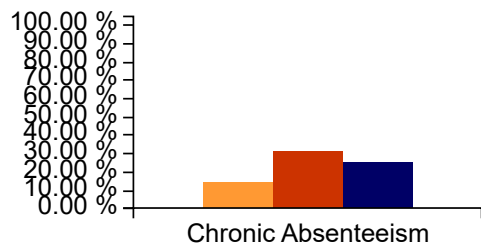
 Guilford County Schools
 State of North Carolina

Average Course Size



 Cornerstone Charter Academy: A Challenge Foundation Academy
 Guilford County Schools  State of North Carolina

Chronic Absenteeism

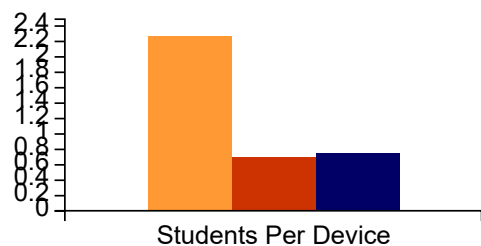


the Charter Academy: A Challenge Foundation

- Guilford County Schools
- State of North Carolina

Chart Table

Students Per Device

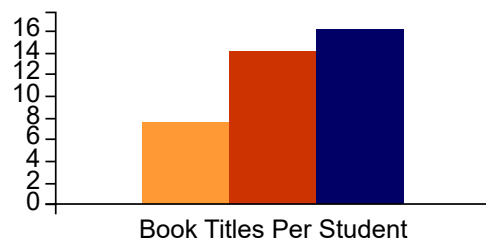


the Charter Academy: A Challenge Foundation

- Guilford County Schools
- State of North Carolina

Chart Table

Book Titles Per Student

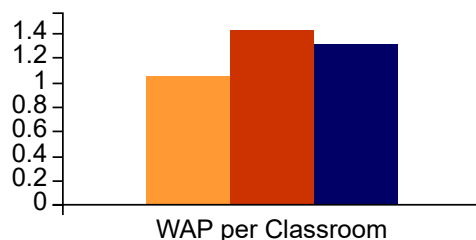


re Charter Academy: A Challenge Foundation

- Guilford County Schools
- State of North Carolina

Chart Table

Wireless Access Points per Classroom



re Charter Academy: A Challenge Foundation

- Guilford County Schools
- State of North Carolina

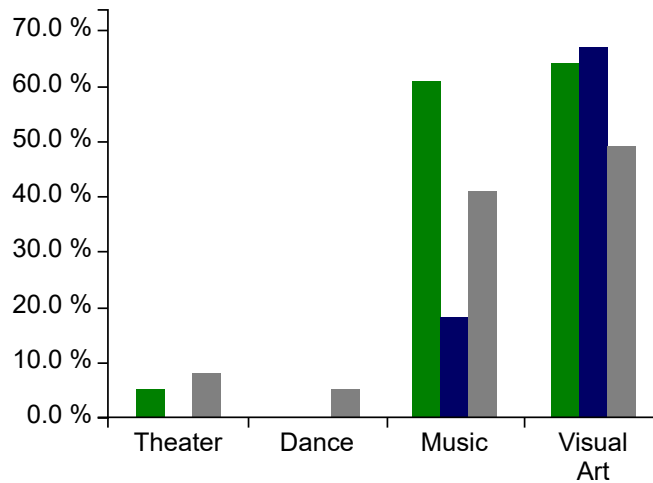
Chart Table

Arts Education

The following arts education disciplines are offered at Cornerstone Charter Academy: A Challenge Foundation Academy. The number of courses offered, and the percentage of school population enrolled in that discipline, are displayed. To protect student privacy, some data values for small groups will be suppressed as “>95%” or “<5%”

in the charts or tables. For more information about Arts Education Courses offered in NC, please visit the [NC Arts Ed Data Project](https://artsednc.org/resources/arts-education-data-project/) (<https://artsednc.org/resources/arts-education-data-project/>).

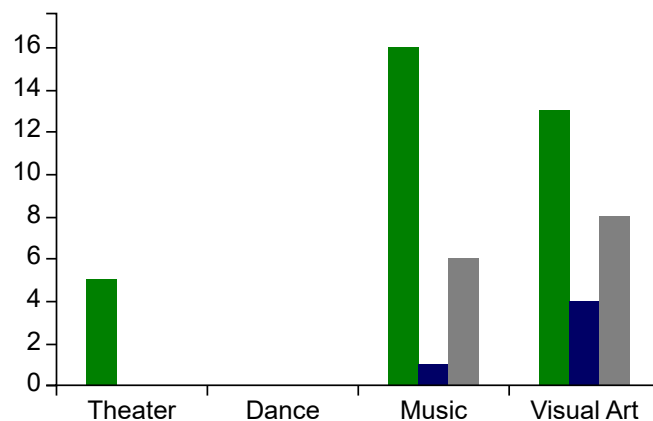
Participation Percentage



Ernst Charter Academy: A Challenge Foundation Academy

■ Guilford County Schools ■ State of North Carolina

Number Of Classes ⓘ



Ernst Charter Academy: A Challenge Foundation Academy


■ Guilford County Schools
■ State of North Carolina Median

Strategic Planning 2023-24

This section provides information on Cornerstone Charter Academy: A Challenge Foundation Academy's strategic planning, goals and progress.

Progress Goals

This school has progress goals for 4 Year Graduation Rate, Math Grade 11, Math Grades 3-8, Reading Grade 10, and Reading Grades 3-8 in the following student groups - ALL, Black, Economically Disadvantaged, Hispanic, Students with Disabilities, Two or More Races, and White.

Click the following [link](https://accrpt.tops.ncsu.edu/essa_ltg/ltg.html)  (https://accrpt.tops.ncsu.edu/essa_ltg/ltg.html) to see the progress of student groups at this school (note you will need to select this school again).